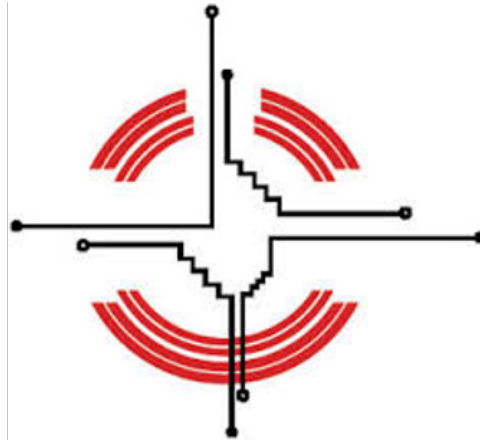


Fall 2018 &
Spring 2019

Online Learning Data

NTU



E-Learning



Coleen Arviso

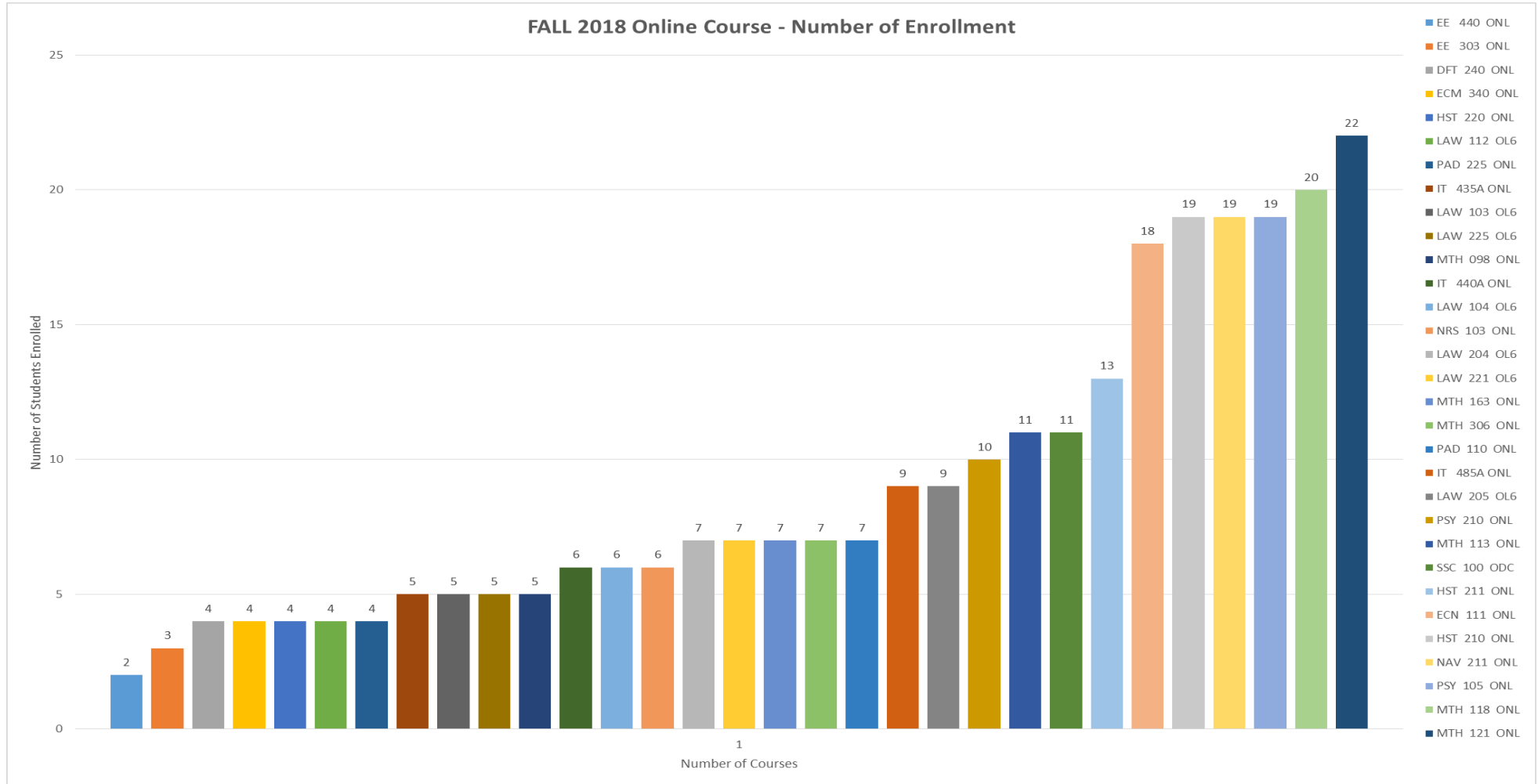
ccarviso@navajotech.edu

Fall 2018 & Spring 2019

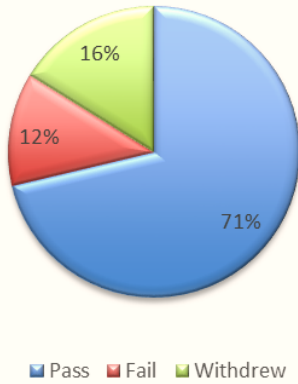
Fall 2018 & Spring 2019 Online Learning Data

NTU continues to be a member of the National Council for State Authorization Reciprocity Agreements (NC-SARA). The membership allows NTU to deliver fully online courses anywhere without having to get state-by-state approval to deliver our online courses. NTU was also named the 4th best online college in New Mexico, 2018 (<https://www.bestvalueschools.org/best-online-colleges-in-new-mexico/>). NTU earned a spot on this list due to its exceptional focus on online quality, academic excellence and devotion to non-traditional learning.

31 FULL ONLINE COURSES WITH 19 ONLINE FACULTY FOR THE FALL 2018 SEMESTER. THE ENROLLMENT FIGURES RANGE FROM 2 TO 22 STUDENTS IN THE COURSES. GRAPH BELOW SHOWS THE NUMBER OF ENROLLMENT AND THE COURSES OFFERED WITH TOTAL NUMBER BEING 278 STUDENTS.



Pass Rate for Fall 2018 Online Courses

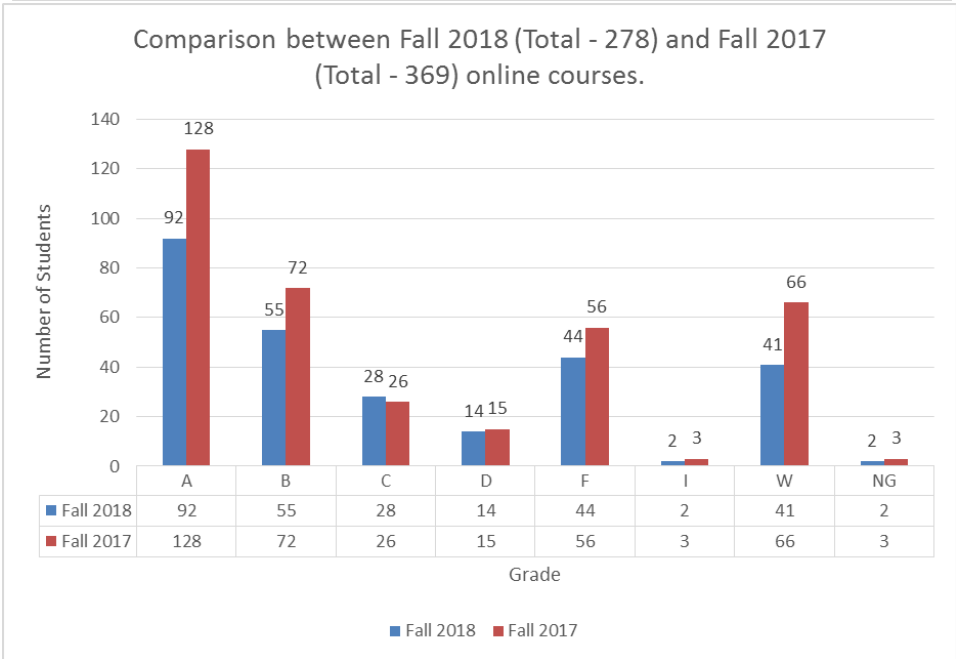
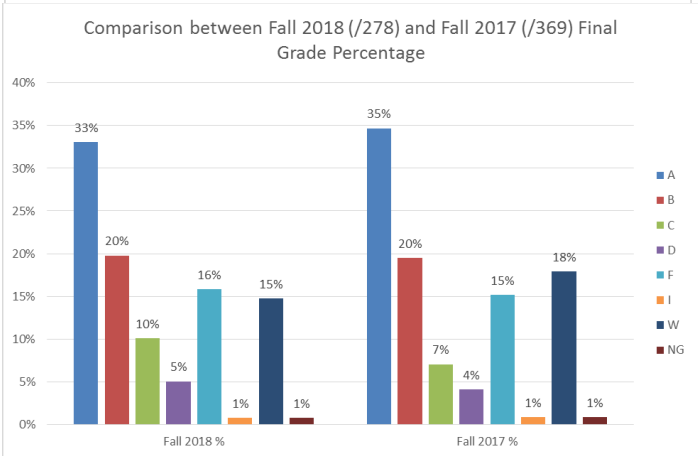
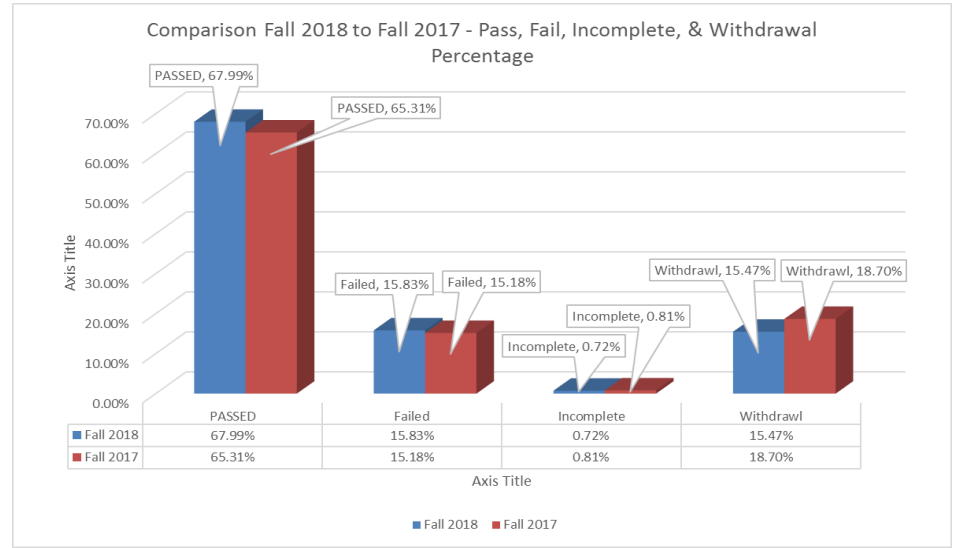


Pass Rate for Fall 2017 Online Courses

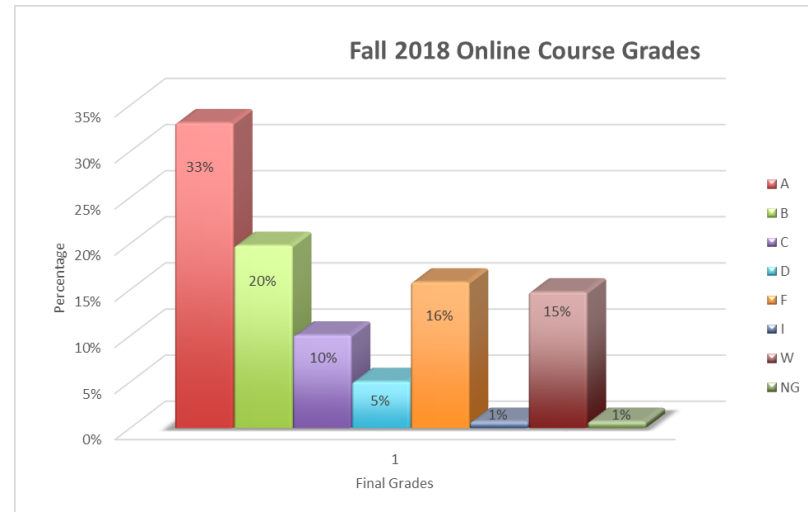
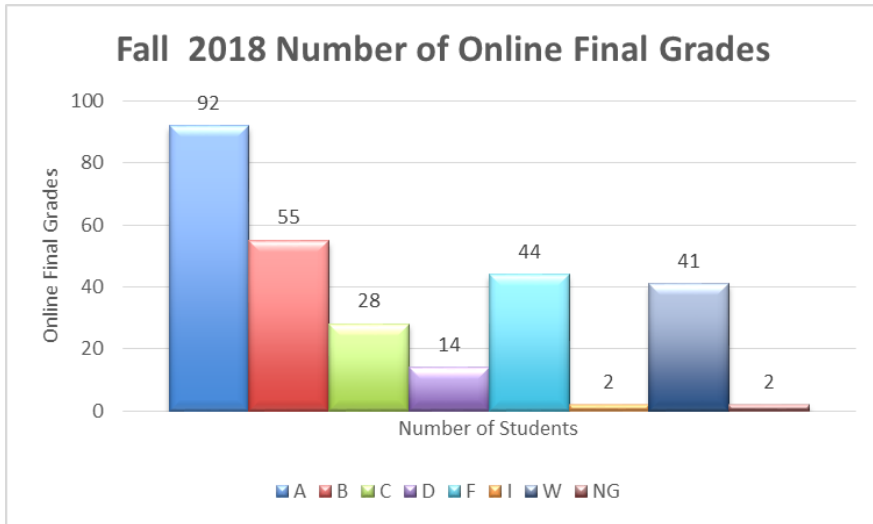


THE TABLES SHOW THE FINAL GRADES RANGING FROM A, B, C, D, F, I AND NG (NG=NO GRADE). IN COMPARING THE TWO SEMESTERS, 2018 IS A 67.99% PASS RATE WITH FALL 2017 A 65.31% PASS RATE. OUR PASS RATE IS INCREASING BUT OUR ONLINE COURSE OFFERINGS ARE DECREASING.

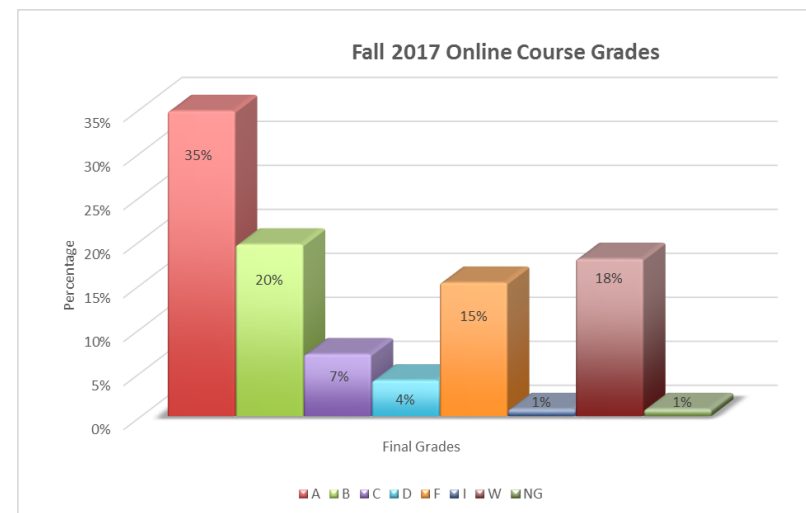
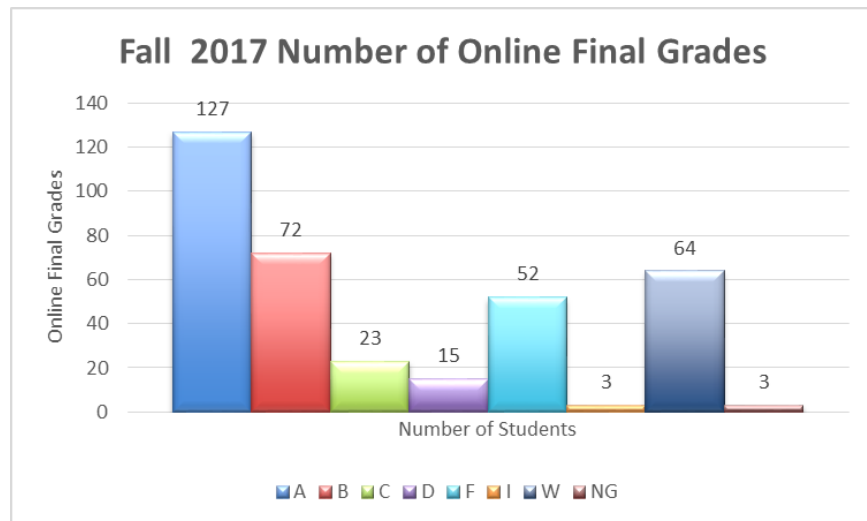
THE CHARTS DISPLAY ONLINE COURSES HAVE A 68% PASS FINAL GRADE AND 71% PASS RATE WHEN CALCULATING A,B,C,D(s) AND SEPARATING F(s) AND W(s). THE FOLLOWING GRAPHS DISPLAY FALL 2018 & FALL 2017 FINAL GRADES AND THE RELATIVE PERCENTAGE. A TOTAL OF 278 ONLINE STUDENTS FOR THE FALL 2018 SEMESTER AND TOTAL OF 369 OF ONLINE STUDENTS FOR THE FALL 2017 SEMESTER.



(THE NUMBER OF A'S AND B'S ARE HIGHER PERCENTAGE. F'S HAVE DECREASED FROM FALL 2017).



THE TWO GRAPHS DISPLAY THE FALL 2018 FINAL GRADES AND THE PERCENTAGE. FALL '18 HAD A TOTAL OF 278 ONLINE STUDENTS ENROLLED AND 31 ONLINE COURSES WITH 19 ONLINE FACULTY. FALL '17 HAD A TOTAL OF 369 ONLINE STUDENTS ENROLLED AND 39 ONLINE COURSES WITH 23 ONLINE FACULTY. DECREASE OF 91 STUDENTS AND 8 ONLINE COURSE OFFERING PLUS MINUS 4 ONLINE FACULTY TEACHING FROM FALL'18 TO '17.

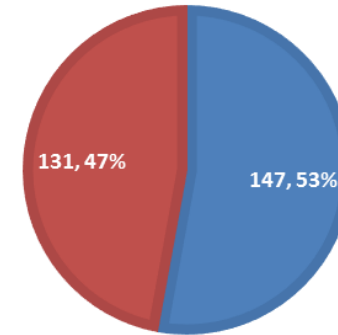


MORE OFFERINGS AND PROMOTION NEEDS TO OCCUR.

THE DUPLICATED RECORDS ARE STUDENTS THAT ENROLLED IN MORE THAN ONE ONLINE COURSE. 27 STUDENT ARE YOUNGER THAN 18 YEARS OLD. AND 18-24 YEARS OLD ARE THE STUDENTS TAKING MORE ONLINE COURSES. MAJORITY ARE NAVAJO STUDENTS AND ARE FROM NEW MEXICO AND ARIZONA.

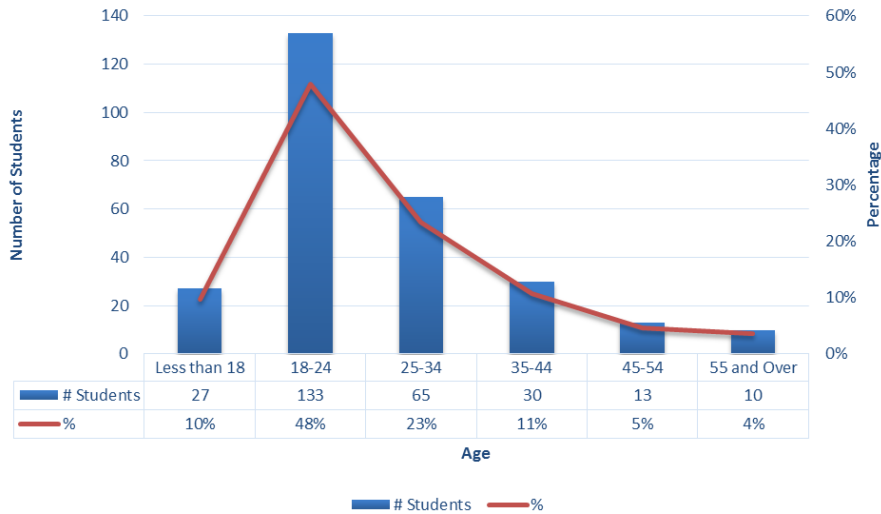
FALL 2018 GENDER - 278 ONLINE STUDENTS - REMOVED 44 DUPLICATED RECORDS

■ Females ■ Males

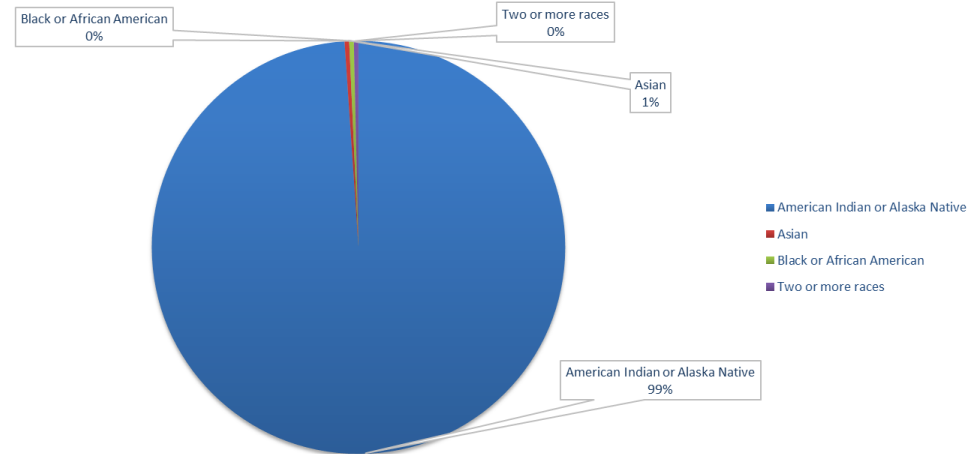


THE NUMBER OF FEMALES ARE 53% AND NUMBER OF MALES ARE 47%. THE FEMALES ARE 6% HIGHER THAN THE MALES ENROLLING IN ONLINE COURSES.

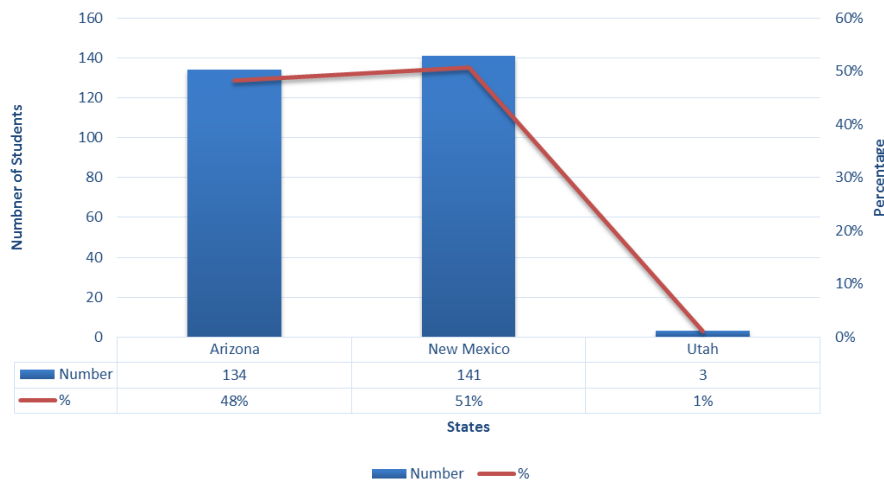
Fall 2018 - Age of Online Students



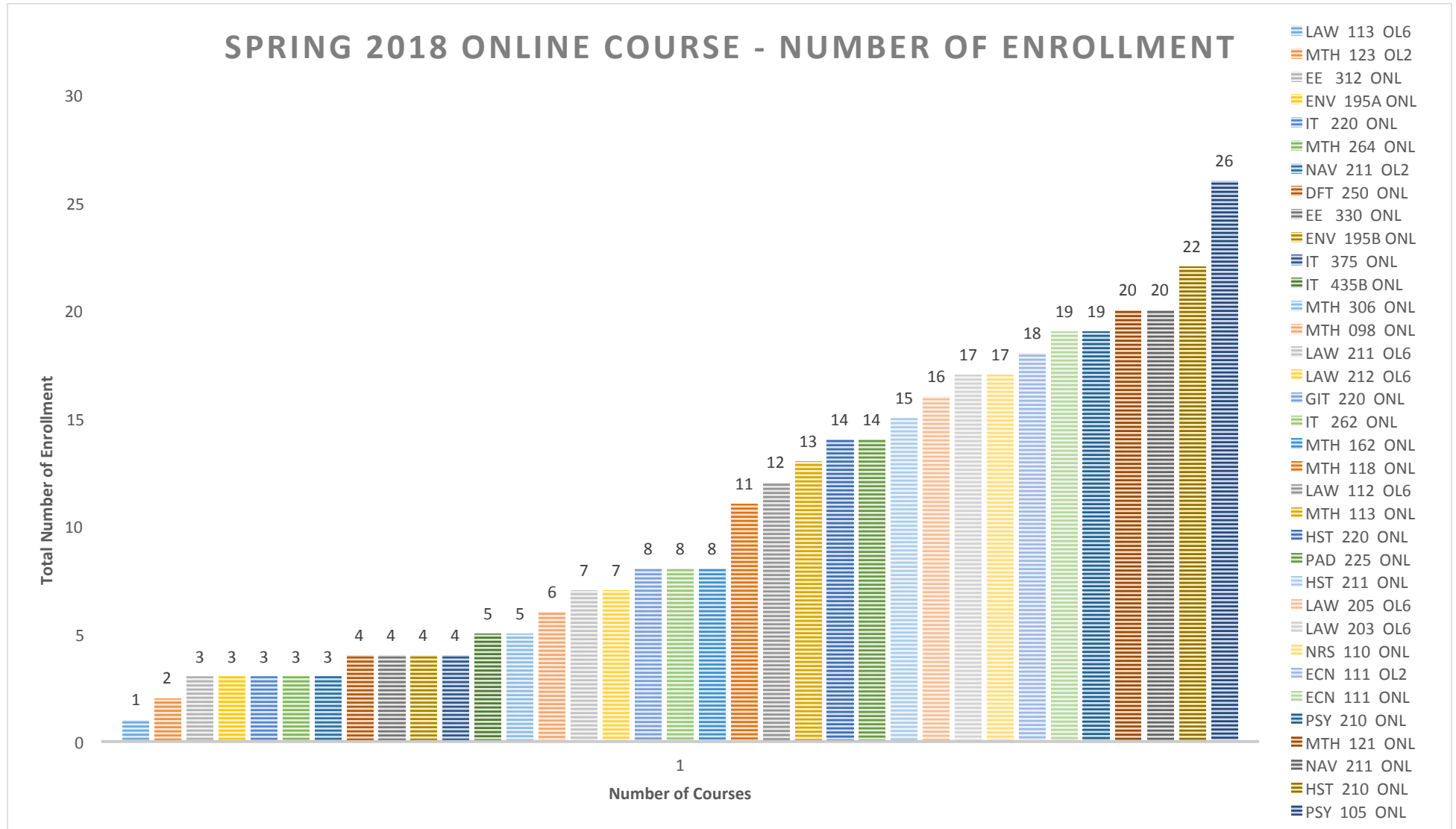
Fall 2018 Ethnicity of Online Students - Total 278 (No Duplicates)



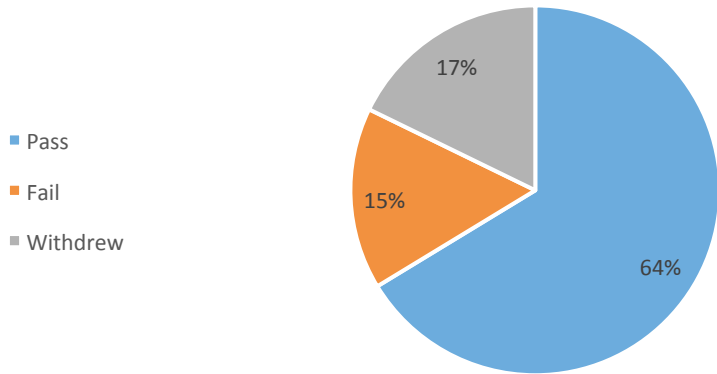
Fall 2018 - State Percentage of All Online Students



35 FULL ONLINE COURSES WITH 22 ONLINE FACULTY FOR THE SPRING 2018 SEMESTER. THE ENROLLMENT FIGURES RANGE FROM 1 TO 26 STUDENTS IN THE COURSES. GRAPH BELOW SHOWS THE NUMBER OF ENROLLMENT AND THE COURSES OFFERED WITH TOTAL NUMBER BEING 361 STUDENTS.



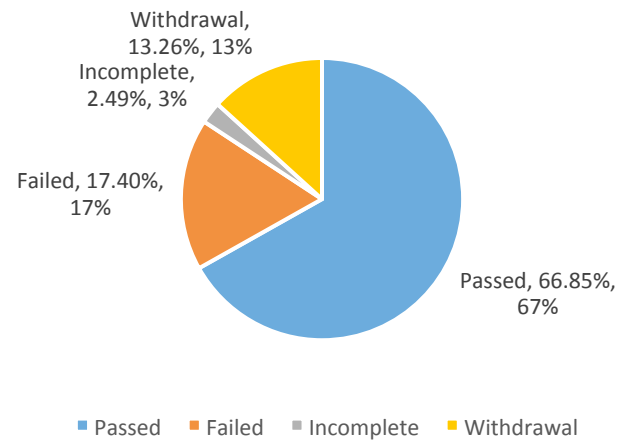
Pass Rate for Spring 2018 Online Courses



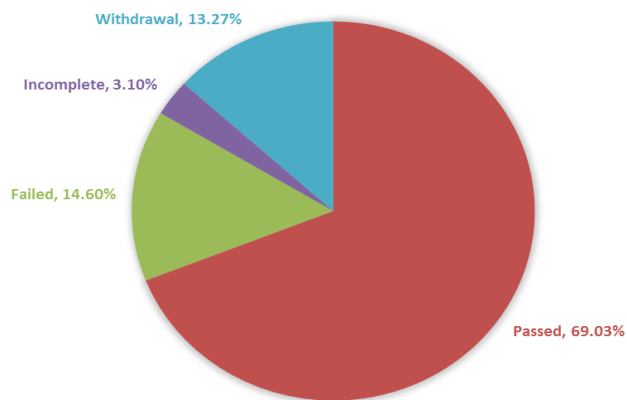
THE PIE CHARTS DISPLAY ONLINE COURSES HAVE A **64% PASS FINAL GRADE AND 67% PASS RATE WHEN CALCULATING A,B,C,D(s) AND SEPARATING F(s) AND W(s)**. THE FOLLOWING TWO GRAPHS ON THE NEXT PAGE DISPLAY **SPRING 2018 FINAL GRADES AND THE PERCENTAGE**. A TOTAL OF **361 ONLINE STUDENTS FOR THE SPRING 2018 SEMESTER**. THE TABLES BELOW SHOW THE FINAL GRADES RANGING FROM **A, B, C, D, F, I AND NG (NG=NO GRADE)**.

IN COMPARING AND CONTRASTING BETWEEN SPRING 2018 AND SPRING 2017, THE ONLINE COURSE GRADES ARE DOWN 2%. THE FAILS ARE INCREASING. I'LL INQUIRE AND INVESTIGATE THE REASON FOR THE INCREASE FOR F'S AND ENSURE BOTH FACULTY AND STUDENTS ARE GETTING THE PROPER SUPPORT NEEDED .

Spring 2018 Final Grades Online Student Outcomes

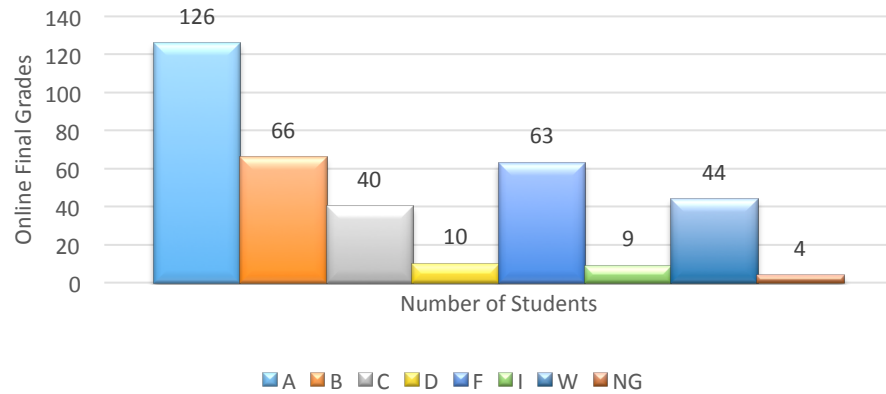


SPRING 2017 FINAL GRADES ONLINE STUDENT OUTCOMES

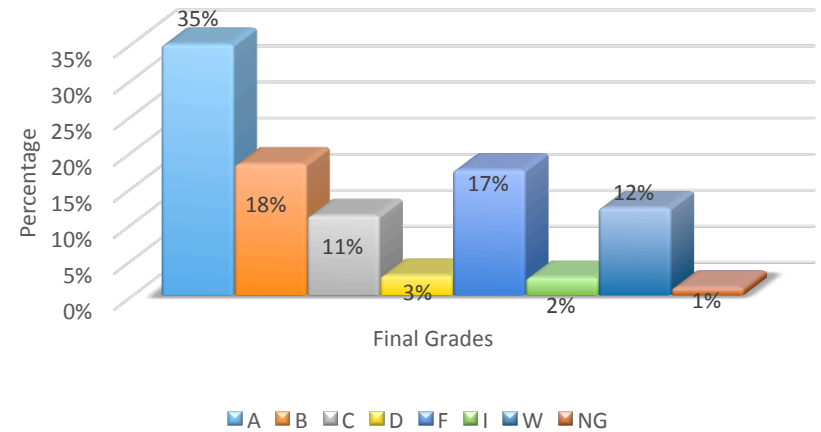


(THE NUMBER OF A'S AND B'S ARE A HIGHER PERCENTAGE. F'S ARE STILL A CONCERN AND W'S HAVE DECREASED FROM FALL 2017).

Spring 2018 Number of Online Final Grades

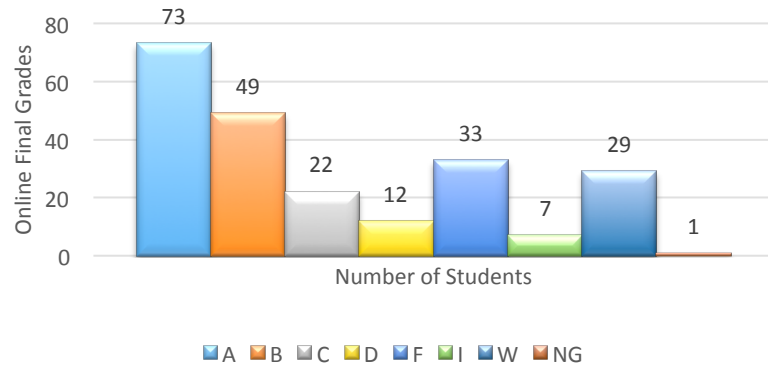


Spring 2018 Online Course Grades

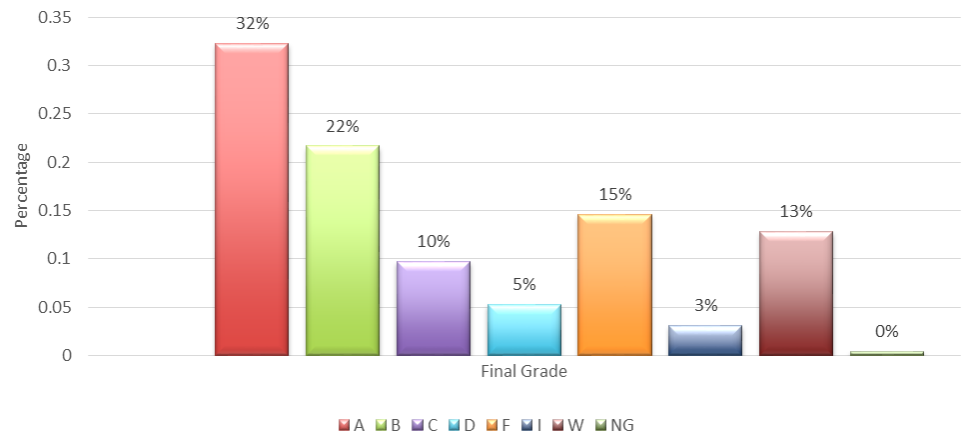


THE TWO GRAPHS BELOW DISPLAY THE SPRING 2017 FINAL GRADES AND THE PERCENTAGE. SP '17 A TOTAL OF 226 ONLINE STUDENTS ENROLLED AND 21 ONLINE COURSES WITH 13 ONLINE FACULTY. SP '18 A TOTAL OF 361 ONLINE STUDENTS ENROLLED AND 35 ONLINE COURSES WITH 22 ONLINE FACULTY. INCREASE OF 135 STUDENTS AND INCREASE 14 ONLINE COURSE OFFERING PLUS ADDITIONAL 9 ONLINE FACULTY TEACHING FROM SPRING'18 TO '17. PLANNING TO ENCOURAGE THE USE OF AN ONLINE TUTORING TOOL.

Spring 2017 Number of Online Final Grades



Spring 2017 Online Course Grades



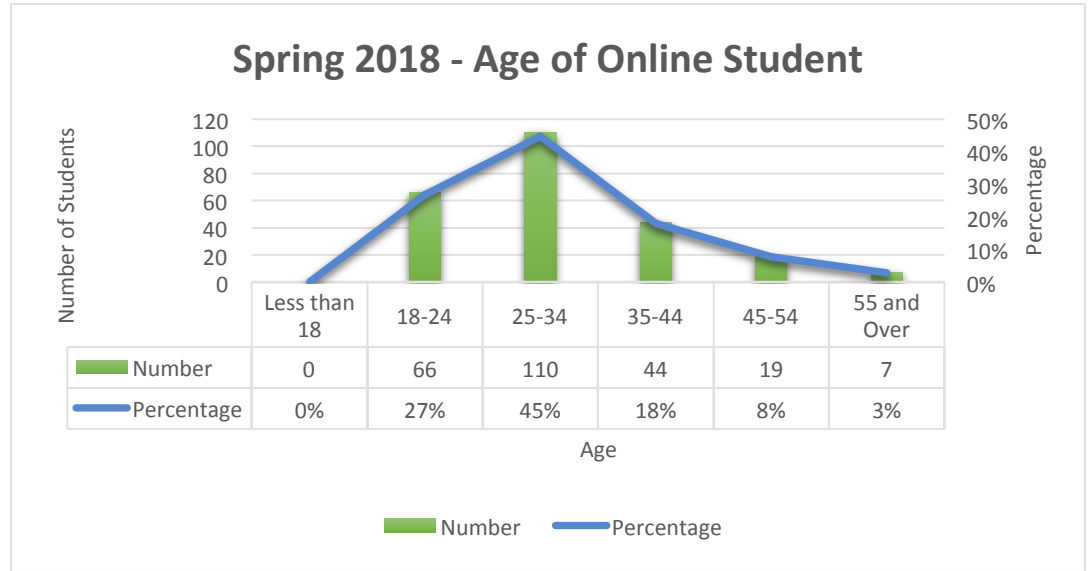
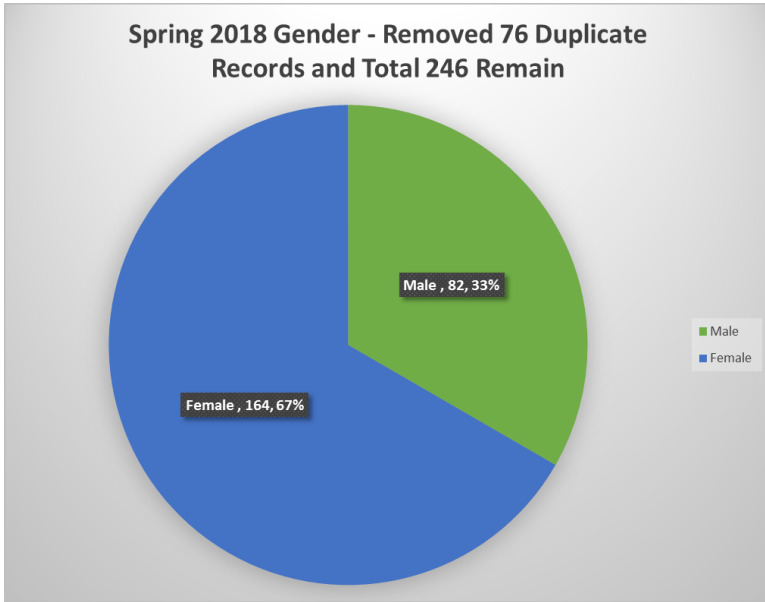
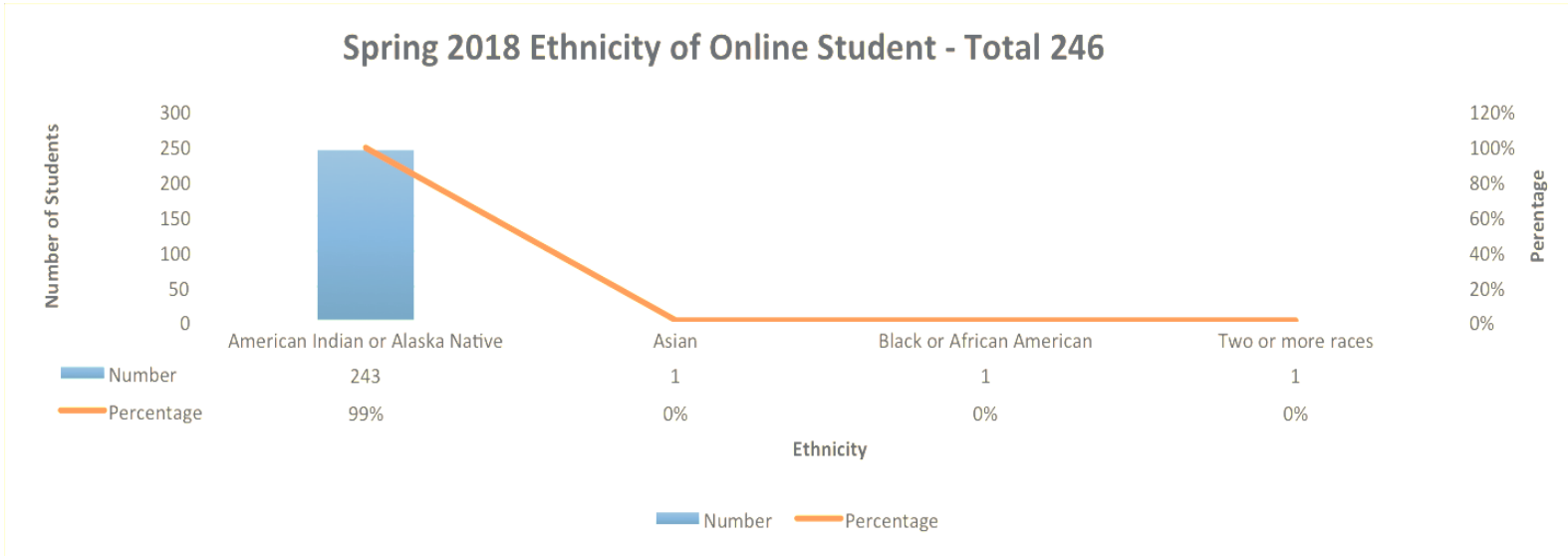
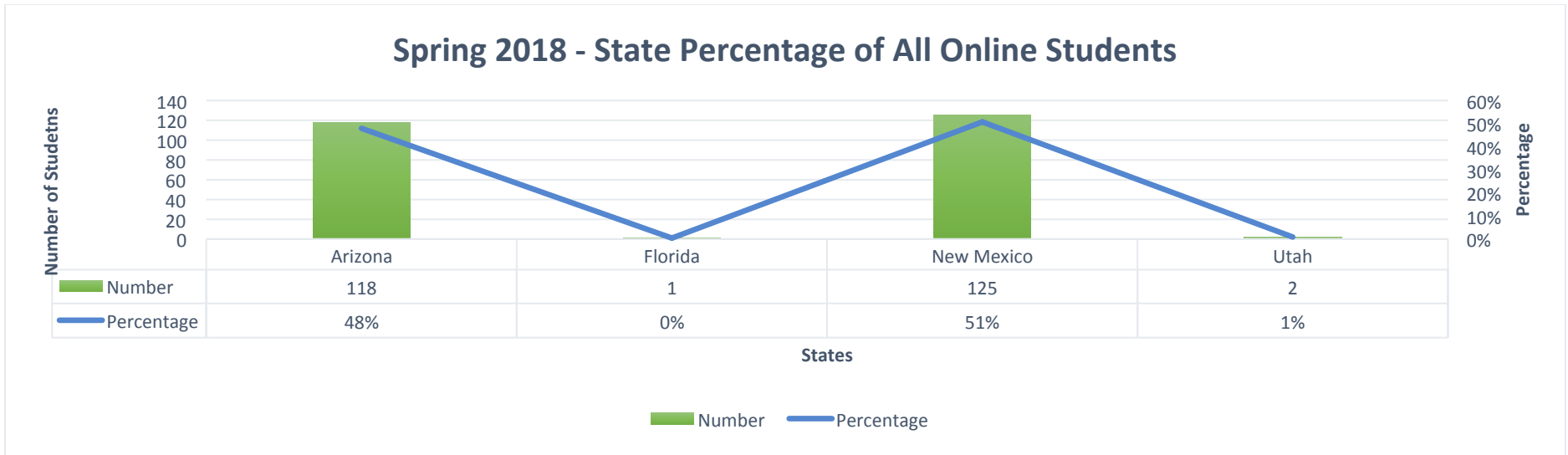


CHART: TOTAL NUMBER AND PERCENTAGE ACCORDING TO GENDER FOR ONLINE COURSES. THE TOTAL AMOUNT OF 246 REFERENCES ONLINE UNDUPLICATED STUDENT HEADCOUNT. (TOTAL ENROLLED/COURSE ONLINE STUDENT HEADCOUNT 361 - 76 DUPLICATED STUDENTS = 246 UNDUPLICATED ONLINE STUDENT HEADCOUNT) THE DATA NOTES THE MAJORITY OF THE ONLINE STUDENTS ARE AMERICAN INDIAN, 67% ARE FEMALE, 33% ARE MALE, AGES 18-14 (66 STUDENTS) AND 38% ARE AGES 25-34 (110 STUDENTS).

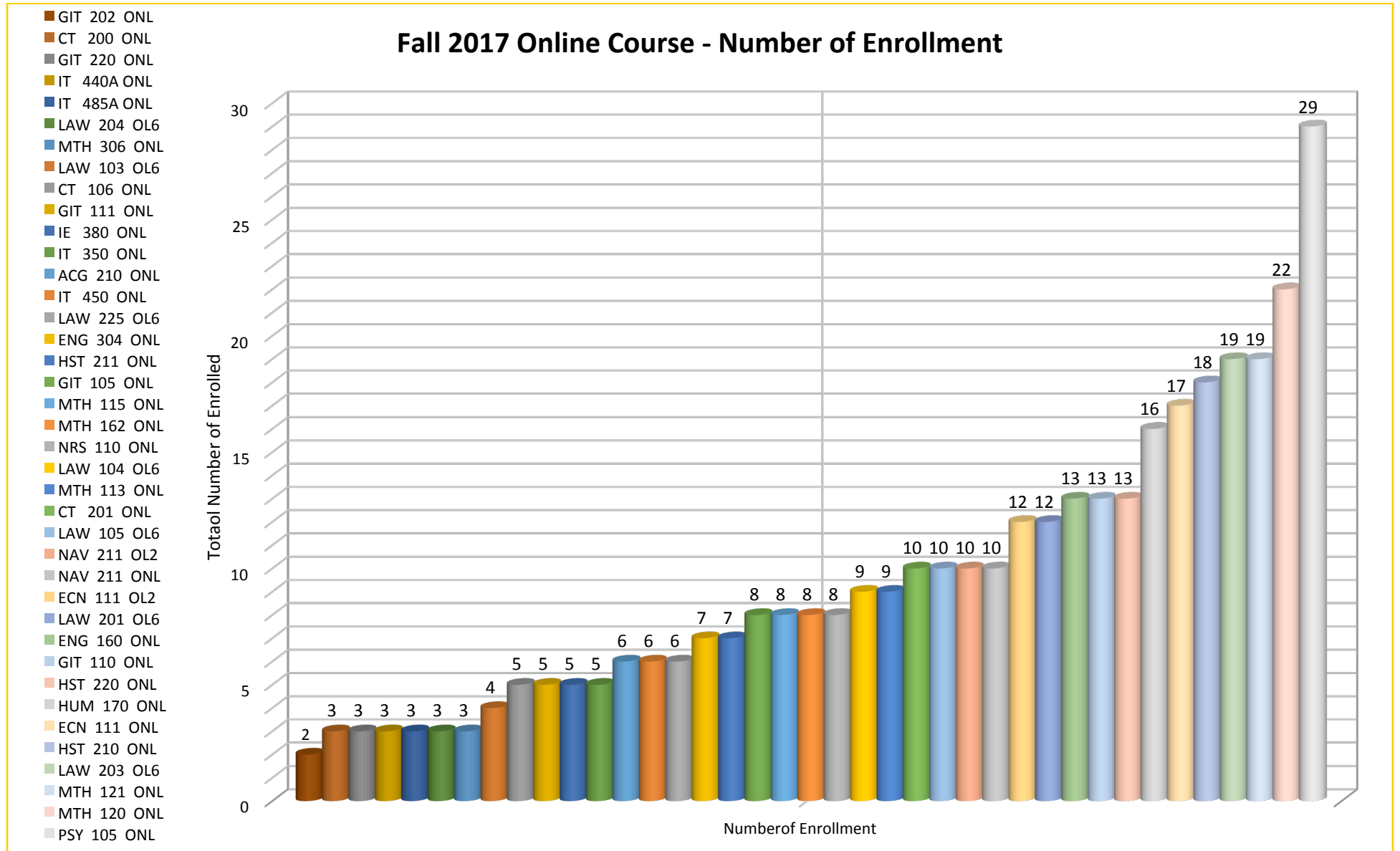


TOTAL NUMBER OF MINORITY STUDENTS IN ONLINE COURSES FOR SPRING 2018 ARE AMERICAN INDIAN (NAVAJO).

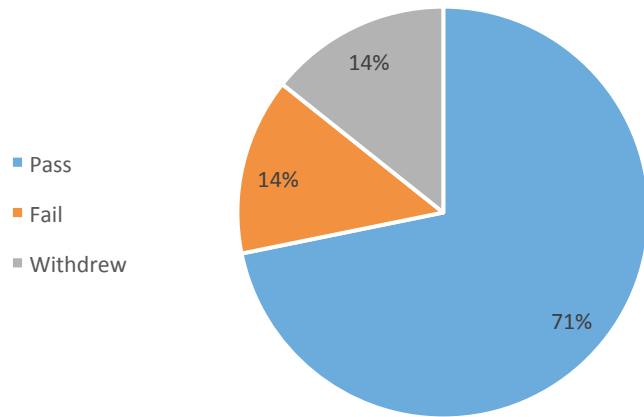
THE PERCENTAGE FROM WHICH THE ONLINE STUDENT HAS LISTED AS THEIR HOME STATE FOR THE SPRING 2018. MAJORITY OF STUDENTS ARE FROM THE STATE OF NEW MEXICO (125) AND ARIZONA (118).



We offered 39 full online courses with 23 online faculty for the Fall 2017 semester. The enrollment figures range from 2 to 29 students in the courses. The graph below shows the number of enrollment and the courses offered with total number being 369 students.

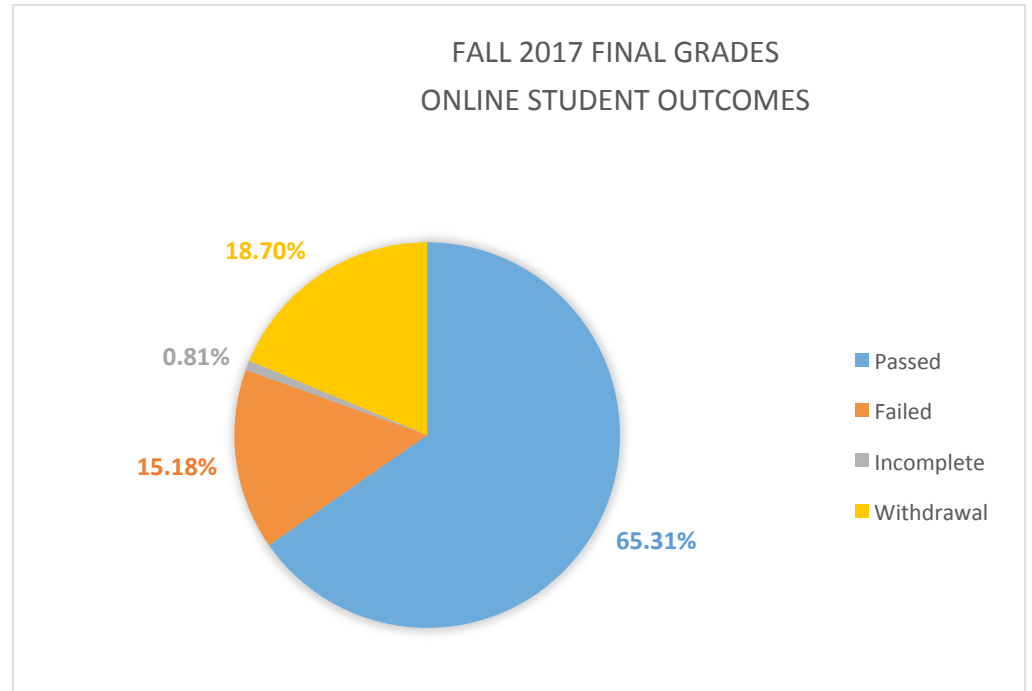
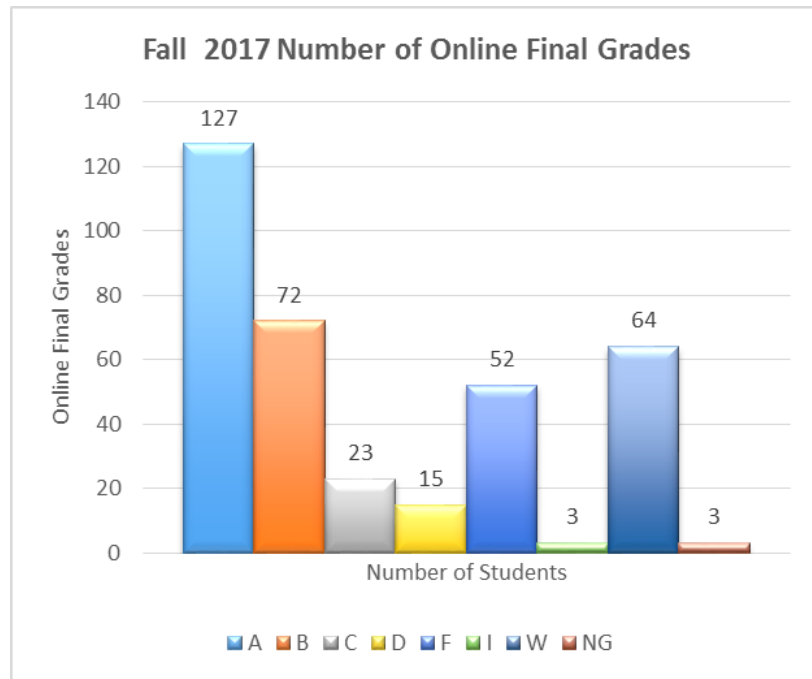


Pass Rate for Fall 2017 Online Courses



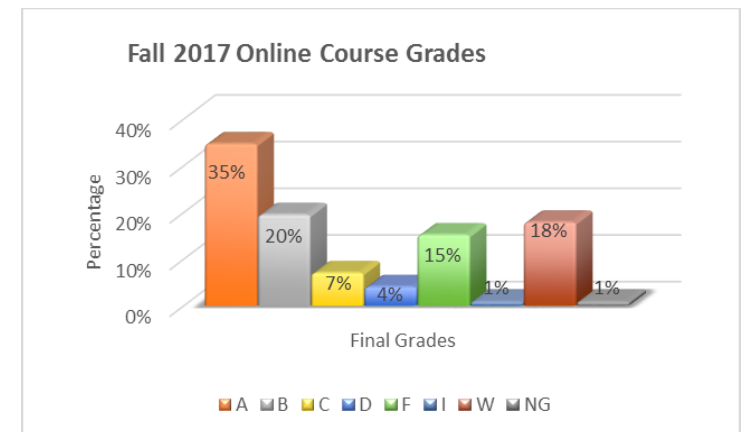
THE PIE CHARTS SHOW THAT ONLINE COURSES HAVE A 65.31% PASS FINAL GRADES AND 71% PASS RATE WHEN CALCULATING A,B,C,D's AND SEPARATING F AND W. USING THE FACULTY AND STUDENT E-LEARNING POLICIES AS A REFERENCE AND ENSURING THE E-LEARNING DEPARTMENT COMPLETES ITS EFFORTS TO PROVIDE AND DEVELOP ONLINE INTERACTIVE SUPPORT SERVICES FOR BOTH FACULTY AND STUDENTS COULD SERVE AS A MEANS TO INCREASE THE SUCCESS OF ONLINE LEARNING.

THE TOTAL NUMBER AND PERCENTAGE ACCORDING TO GENDER FOR ONLINE

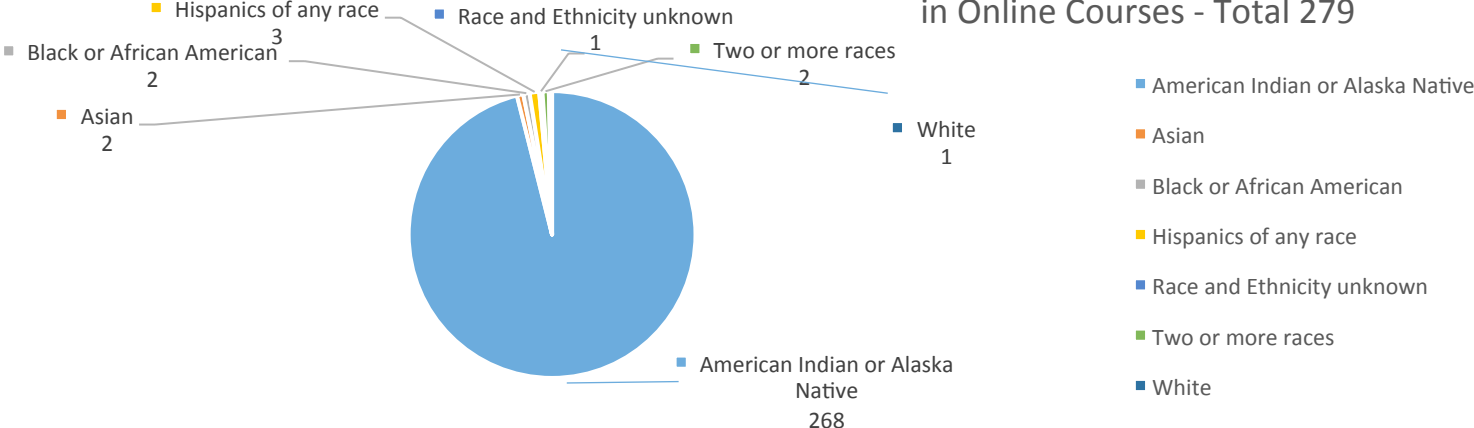


COURSES. THE TOTAL AMOUNT OF 279 REFERENCES ONLINE UNDUPLICATED STUDENT HEADCOUNT. (TOTAL ENROLLED/COURSE ONLINE STUDENT HEADCOUNT 369 - 90 DUPLICATED STUDENTS = 279 UNDUPLICATED ONLINE STUDENT HEADCOUNT)

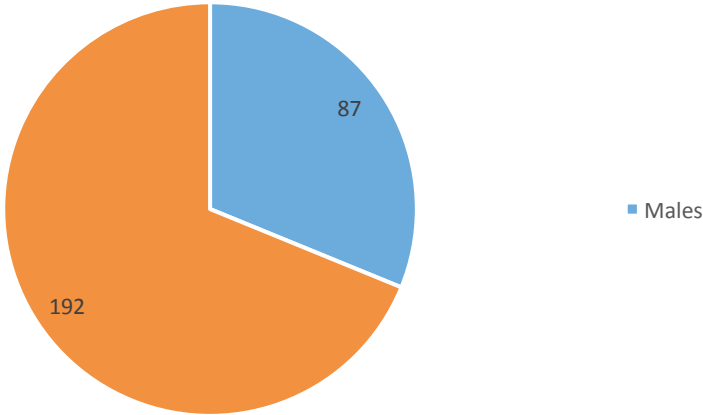
THE DATA NOTES THAT THE MAJORITY OF THE ONLINE STUDENTS ARE AMERICAN INDIAN, 69% ARE FEMALE, 35% ARE AGES 18-14 (97 STUDENTS) AND 38% ARE AGES 25-34 (105 STUDENTS).



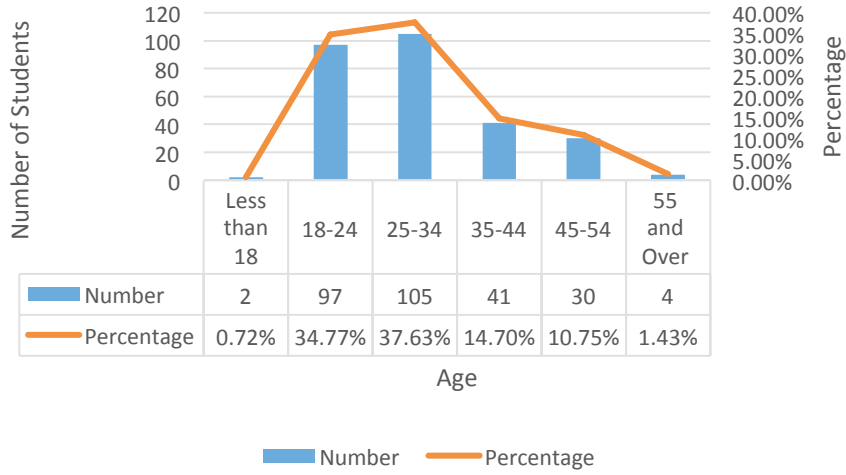
Fall 2017 Ethnicity of Students in Online Courses - Total 279



Fall 2017 Gender - Removed 90 Duplicate Records - Total Number: 279, 87=31.18% and 192=68.82%.



Fall 2017 - Age of Online Student



THE HIGHER LEARNING COMMISSION (HLC) GUIDELINES FOR DISTANCE EDUCATION CAN BE FOUND AT URL [HTTP://DOWNLOAD.HLCOMMISSION.ORG/C-RAC_DISTANCE_ED_GUIDELINES_7_31_2009.PDF](http://download.hlcommission.org/C-RAC_Distance_Ed_Guidelines_7_31_2009.pdf). HLC DISTANCE EDUCATION GUIDELINES, REQUIRES THE UNIVERSITY TO PROVIDE SUPPORT AND EVIDENCE THAT WE ARE MEETING THE ONLINE LEARNING NEEDS AND EXPECTATIONS FOR BOTH STUDENTS AND FACULTY. AS AN EXAMPLE, OF RESOURCES WE OFFER STUDENTS: NETTUTOR (ONLINE TUTORING) AND SOON TO BE LAUNCHED AN ONLINE ORIENTATION TOOL.

For more information, please contact:
Caitlyn Arviso
E-Learning Director
scarviso@navajotech.edu
(505) 728-7599
Mod 8

nettutor
FREE ONLINE TUTORING IS AVAILABLE

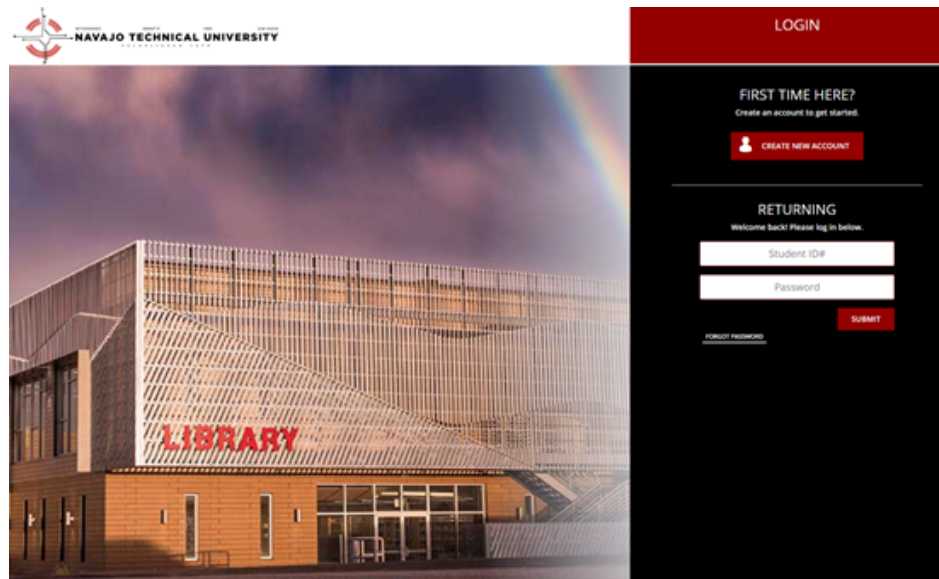
FOR ACCESS TO FREE ONLINE TUTORING

1. Go to <http://moodle.navajotech.edu/>
2. Click on the "Login" link at the top bar
3. Use your NTU ID and Password to log in.
Your courses are located under "My Courses" in the main page; you may need to scroll down if you do not see your course. You will not see any listings if you are not enrolled in any courses.

*Please disable your pop-up blocker before clicking the link

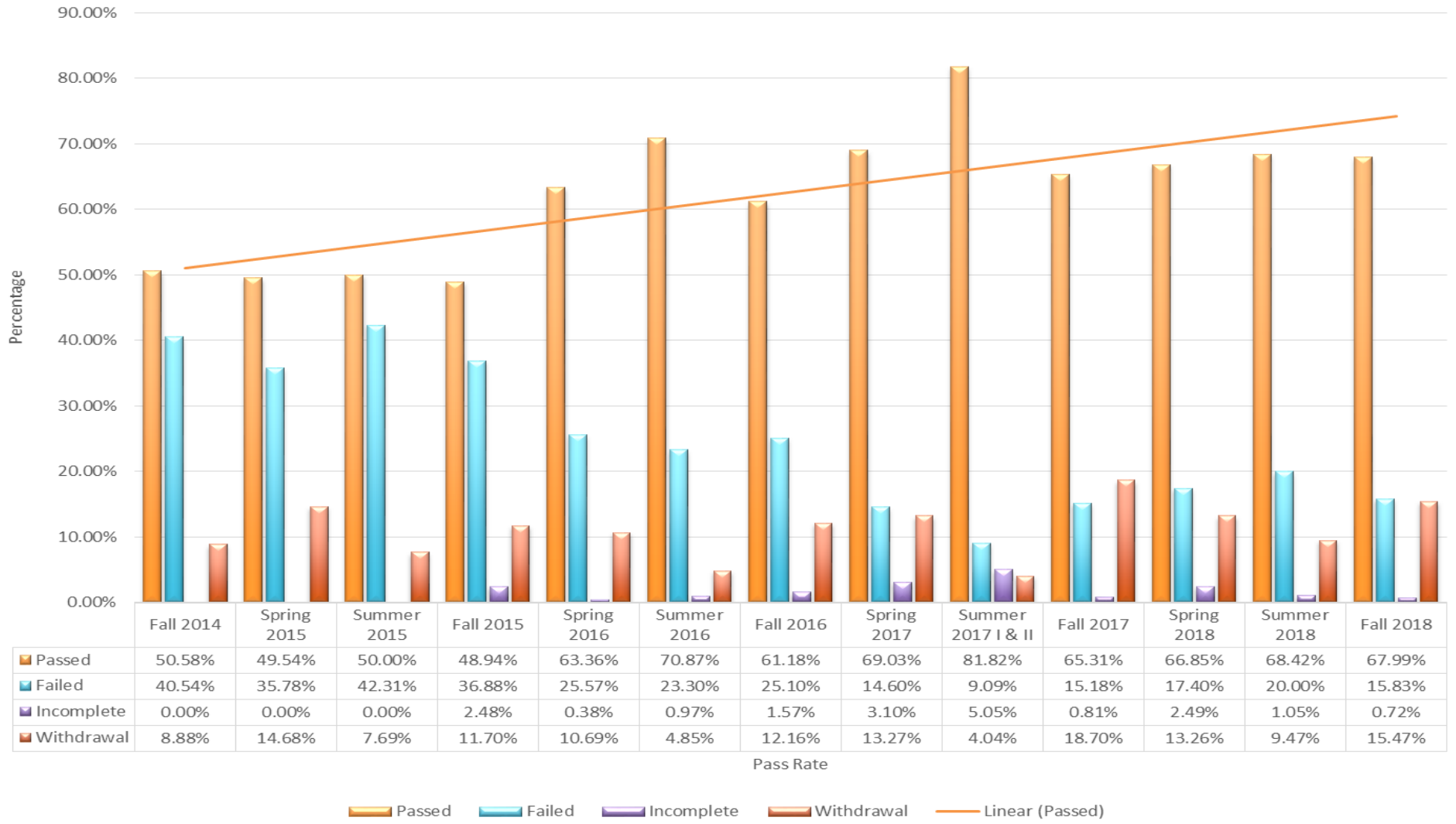
SUBJECTS

Accounting	Criminal Justice	Math (All Levels) & Logic
Anthropology	Economics	Nursing
Biology	English & Literature	Paper Center & Live Writing
Business	Finance	Physics
Chemistry	Geology	Psychology
Computer Science	History	Statistics



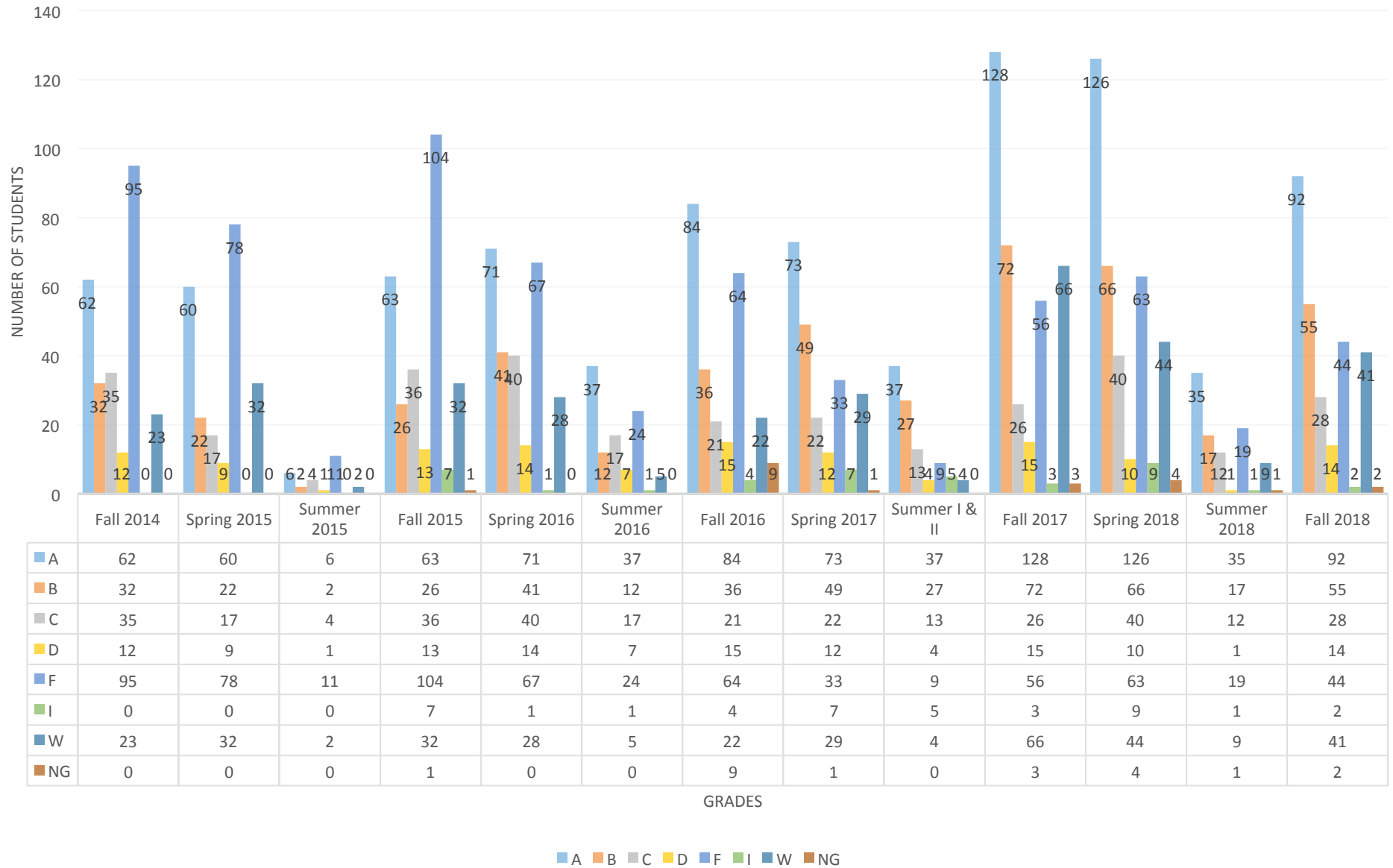
We certainly have many challenges and obstacles but it's the challenges that help us improve and learn how to make our environment better. As an example, the chart below shows how the pass rate for online courses is improving. The E-Learning department ensures HLC Distance Education, C-RAC, and NC-SARA guidelines are met. Adopting and implementing such resources will directly impact the rate in a positive direction. **My goal is to reach 80 percent pass rate by ensuring the online students have all the support and resources needed to be a successful online learner.**

NTU Overall Online Course Rate from FALL 2014 to FALL 2018



THE NEXT TABLE SHOWS THE ONLINE COURSE GRADES FROM FALL 2014 TO SPRING 2018 AND NOTICE THE PASS GRADES ARE GETTING BETTER OVER TIME. (NG=NO GRADE)

NTU Online Course Grades from FALL2014 to FALL2018



GRADES

A B C D F I W NG

THE TABLE BELOW REFERENCES THE NUMBER OF ONLINE COURSES OFFERED, NUMBER OF ENROLLMENT, AND ONLINE PROFESSORS BY SEMESTER.

Semester	Number Online Courses	Number Enrolled	Number of Professors
Fall 2014	12	260	9
Spring 2015	12	218	9
Summer 2015	2	26	2
Fall 2015	21	282	13
Spring 2016	19	262	13
Summer 2016	11	103	8
Fall 2016	18	251	13
Spring 2017	21	226	13
Summer 2017	Session I: 9 Session II: 7	Session I: 61 Session II: 38	Session I: 8 Session II: 5
Fall 2017	39	369	23
Spring 2018	35	361	22
Summer 2018	13	95	8
Fall 2018	31	278	19
Spring 2019	41	440	26

SPRING 2019 ONLINE COURSES

ONLINE SPRING 2018 COURSES (JANUARY 22, 2019 – MAY 16, 2019)

Course Number	Course Name	Time (Days/Week)	Location	Professor Name
ACG 210 ONL	Prin of Mgmt	Online	http://moodle.navajotech.edu	Reem Salhab
ACG 212 ONL	Intro to Financ	Online	http://moodle.navajotech.edu	Tomasina Grey
BUS 302 ONL	HR Mangmt	Online	http://moodle.navajotech.edu	W. Major
DFT 212 ONL	Adv Arch Dftng	Online	http://moodle.navajotech.edu	Elisha Charley
DFT 220 ONL	CAD II	Online	http://moodle.navajotech.edu	Elisha Charley
DFT 250 ONL	Constr Mgmt/Est	Online	http://moodle.navajotech.edu	Elisha Charley
ECM 245 ONL	Professi	Online	http://moodle.navajotech.edu	Della Begay
ECM 316 ONL	Fam Lan & Cul	Online	http://moodle.navajotech.edu	Della Begay
ECN 111 ONL	Intro to Ecn	Online	http://moodle.navajotech.edu	Ma-Ethel Ramirez
EE 102 ONL	DC Circ & Syst	Online	http://moodle.navajotech.edu	Julian Boateng
EE 370 ONL	Electrical Mach	Online	http://moodle.navajotech.edu	Bhargava Katrepalli
EE 460 ONL	Elect. Pwr Plnt	Online	http://moodle.navajotech.edu	Julian Boateng
EE 472 ONL	Pwr Ele & Pwr M	Online	http://moodle.navajotech.edu	Raghava Katreepalli

ENG 110 ONL	English Comp	Online	http://moodle.navajotech.edu	Jennifer Wheeler
ENG 111 ONL	Compos Research	Online	http://moodle.navajotech.edu	Jennifer Wheeler
GEOG 100 ONL	Wld Reg Geog	Online	http://moodle.navajotech.edu	Jason Post
GIT 105 ONL	Fund of Cart	Online	http://moodle.navajotech.edu	Jason Post
GIT 207 ONL	GIS Softw App	Online	http://moodle.navajotech.edu	Jason Post
HST 210 ONL	Am Hist to 1877	Online	http://moodle.navajotech.edu	Michael Swick
HST 211 ONL	Am Hist 1877-Pr	Online	http://moodle.navajotech.edu	Michael Swick
HST 220 ONL	Hist of Am SW	Online	http://moodle.navajotech.edu	Michael Swick
HUM 305 ONL	Film History	Online	http://moodle.navajotech.edu	Hondo Louis
IT 440B ONL	Adv Tech Sec	Online	http://moodle.navajotech.edu	Jason Arviso
IT 485B ONL	Adv Tech Admin	Online	http://moodle.navajotech.edu	Jason Arviso
MTH 098 ONL	Tech Math I	Online	http://moodle.navajotech.edu	Sushil Chaudhary
MTH 113 ONL	Tech Math II	Online	http://moodle.navajotech.edu	Sushil Chaudhary
MTH 118 ONL	Intro/Inter Alg	Online	http://moodle.navajotech.edu	Carlos Paez Paez
MTH 121 ONL	Coll.Algebra	Online	http://moodle.navajotech.edu	Shasha Han
MTH 123 ONL	Trig.	Online	http://moodle.navajotech.edu	Roberto Nacorda
MTH 150 ONL	Pre-Cal	Online	http://moodle.navajotech.edu	Roberto Nacorda
NAV 121 ONL	Internat.Leader	Online	http://moodle.navajotech.edu	Lupita Chicag
NAV 211 ONL	Nav Hist	Online	http://moodle.navajotech.edu	Lupita Chicag
NAV 443 ONL	Nav Mor & Ethic	Online	http://moodle.navajotech.edu	Henry Fowler
NAV 655 ONL	Nv Id Gen & PH	Online	http://moodle.navajotech.edu	Kelsey John
NRS 103 ONL	Med Term	Online	http://moodle.navajotech.edu	Laura Blalock
PAD 101 ONL	Intro to PA	Online	http://moodle.navajotech.edu	April Chischilly
PAD 210 ONL	Pub Sect Mangmt	Online	http://moodle.navajotech.edu	Ma-Ethel Ramirez
PAD 225 ONL	Hum Beh in Org	Online	http://moodle.navajotech.edu	Ma-Ethel Ramirez
PSY 105 ONL	Intro to Psych	Online	http://moodle.navajotech.edu	Kellylynn Zuni
PSY 210 ONL	Dev Psych	Online	http://moodle.navajotech.edu	Dianna Mullett
SSC 100 ONL	Col Sucess Skil	Online	http://moodle.navajotech.edu	Coleen Arviso

E-LEARNING WEBPAGE AT URL [HTTP://WWW.NAVAJOTECH.EDU/ACADEMICS/E-LEARNING](http://www.navajotech.edu/academics/e-learning). THE E-LEARNING DEPARTMENT AND THE ONLINE EDUCATION COMMITTEE WORK ON NUMEROUS TASKS AND PLANS TO ENSURE THE ONLINE LEARNING ENVIRONMENT AT NTU GROWS AND IMPROVES IN AREAS THAT REQUIRE MORE WORK AND DETAIL REGARDING LAYING THE FOUNDATION TO ENSURE BOTH FACULTY AND STUDENT NEEDS ARE ADDRESSED AND MET.

FUTURE PLANS: THE ONLINE EDUCATION COMMITTEE SELECTED AN ONLINE ORIENTATION PROGRAM CALLED ADVANCE DESIGN GROUP WHICH IS SET TO LAUNCH FALL 2018. PROVIDE A STRUCTURED PLAN TO USE QUALITY MATTER (QM) TRAINING AS THE MAIN SOURCE TO GET ONLINE FACULTY CERTIFIED. ESTABLISH A FULL ONLINE PROGRAM IN MIS. USE DATA AND SURVEY RESULTS TO ASSESS AND IMPLEMENT IMPROVEMENTS IN ONLINE COURSES AT NTU. WORKING ON HOW ONLINE LEARNING CAN HELP INCREASE ENROLLMENT NUMBERS. WORKING ON BUDGET FOR ONLINE LEARNING. WHICHE ICE – COLLABORATE AND PROVIDE AN INTERNAL PROCESS ON HOW TO ACCESS COURSE-SHARING RESOURCES TO HELP STUDENTS GRADUATE ON TIME. DESIGN A COMMUNICATION PROCESS AND DESIGN A FLOWCHART FOR OUR INTERNAL REGISTRATION PROCESS FOR ONLINE DUAL CREDIT COURSES.

THANK YOU,
COLEEN ARVISO
DIRECTOR OF E-LEARNING
(505) 728-7069
ccarviso@navajotech.edu

RESOURCES

E-LEARNING RESOURCES: <http://www.navajotech.edu/academics/e-learning>

FACULTY RESOURCES: <http://www.navajotech.edu/faculty-staff/e-learning-resources>

STUDENT RESOURCES: <http://www.navajotech.edu/students/e-learning-resources>

NC-SARA: <http://nc-sara.org/states/NM>

WICHE-ICE: <https://www.wiche.edu/ice/about>

HLC DISTANCE EDUCATION GUIDELINES: http://download.hlcommission.org/C-RAC_Distance_Ed_Guidelines_7_31_2009.pdf

NTU BEST ONLINE COLLEGE: <https://www.bestvalueschools.org/best-online-colleges-in-new-mexico/>