


Fall 2017

E-Learning Data



Coleen Arviso

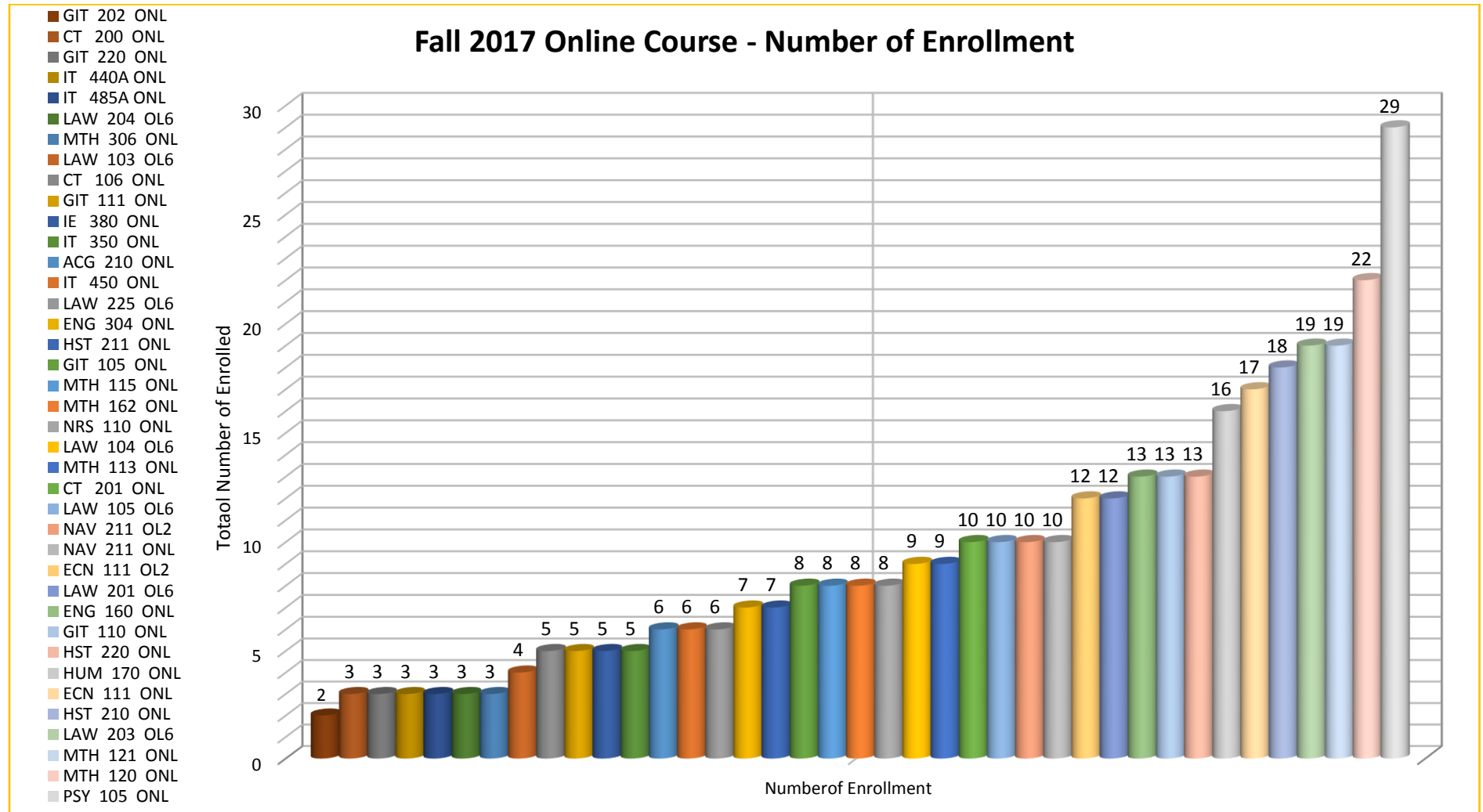
ccarviso@navajotech.edu

Fall 2017

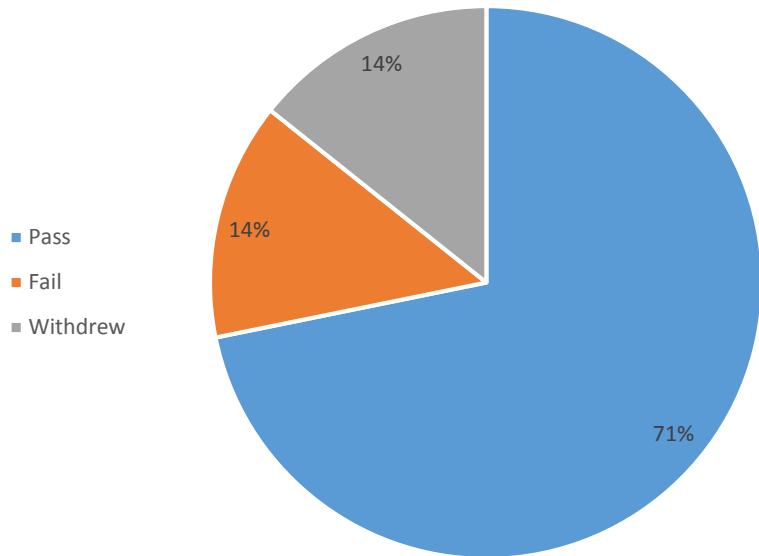
Fall 2017 & Spring 2018 E-Learning Data

NTU acquired membership to the National Council for State Authorization Reciprocity Agreements (NC-SARA) on May 26, 2017. This membership allows NTU to deliver fully online courses anywhere without having to get state-by-state approval to deliver our online courses. Becoming members of NC-SARA will help with meeting HLC requirements as we move forward in offering fully online programs. Another fact is NTU is the first Tribal College and University to join SARA.

WE OFFERED 39 FULL ONLINE COURSES WITH 23 ONLINE FACULTY FOR THE FALL 2017 SEMESTER. THE ENROLLMENT FIGURES RANGE FROM 2 TO 29 STUDENTS IN THE COURSES. THE GRAPH BELOW SHOWS THE NUMBER OF ENROLLMENT AND THE COURSES OFFERED WITH TOTAL NUMBER BEING 369 STUDENTS.



Pass Rate for Fall 2017 Online Courses

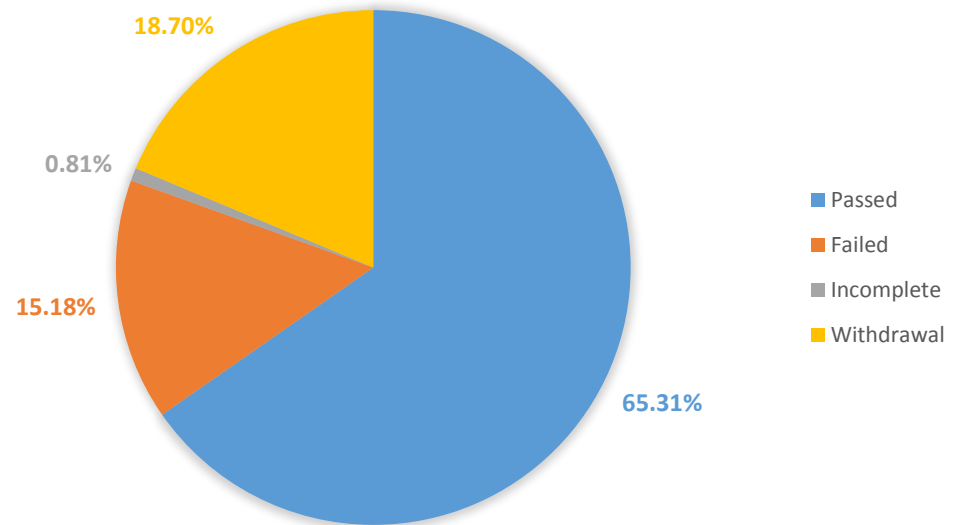


THE PIE CHARTS SHOW THAT ONLINE COURSES HAVE A 65.31% PASS FINAL GRADES AND 71% PASS RATE WHEN CALCULATING A,B,C,D'S AND SEPARATING F AND W. USING THE FACULTY AND STUDENT E-LEARNING POLICIES AS A REFERENCE AND ENSURING THE E-LEARNING DEPARTMENT COMPLETES ITS EFFORTS TO PROVIDE AND DEVELOP ONLINE INTERACTIVE SUPPORT SERVICES FOR BOTH FACULTY AND STUDENTS COULD SERVE AS A MEANS TO INCREASE THE SUCCESS OF ONLINE LEARNING. THE FOLLOWING TWO GRAPHS ON THE NEXT PAGE DISPLAY THE FALL 2017 FINAL GRADES AND THE PERCENTAGE. A TOTAL OF 369 ONLINE STUDENTS FOR THE FALL 2017 SEMESTER. THE TABLES BELOW SHOW THE FINAL GRADES RANGING FROM A, B, C, D, F, I AND NG (NG=NO GRADE). (WHAT TABLES?)

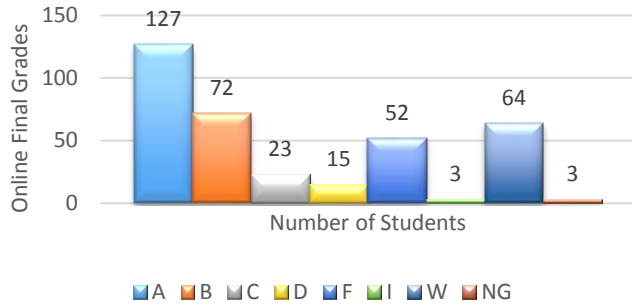


IN COMPARING AND CONTRASTING BETWEEN FALL 2017 AND FALL 2016, THE ONLINE COURSE GRADES ARE GETTING BETTER. THE WITHDRAWS ARE INCREASING. I WILL INQUIRE AND INVESTIGATE THE REASON FOR THE INCREASE FOR W'S.

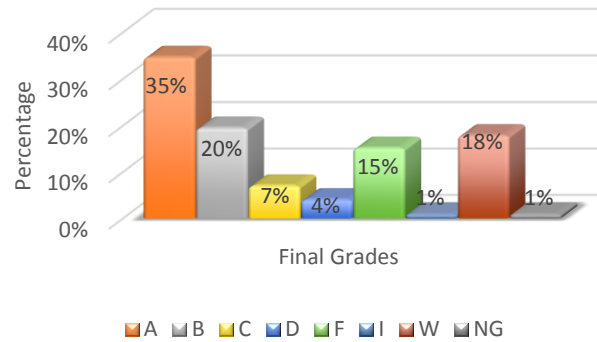
FALL 2017 FINAL GRADES ONLINE STUDENT OUTCOMES



Fall 2017 Number of Online Final Grades



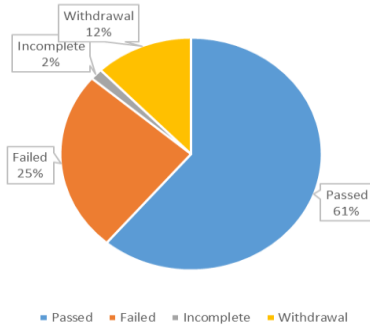
Fall 2017 Online Course Grades



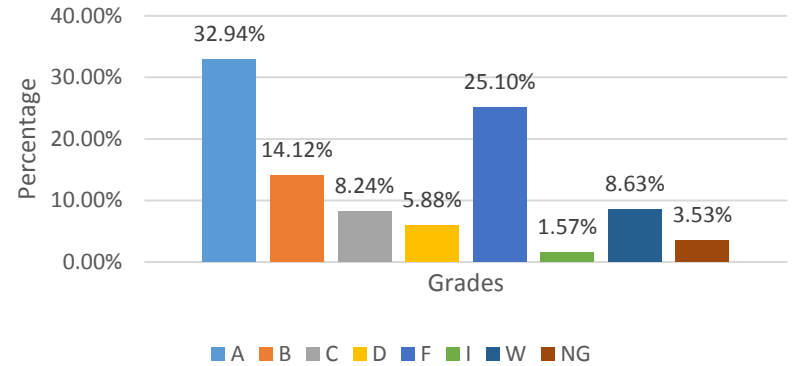
(THE NUMBER OF A'S AND B'S HAVE INCREASED. F'S ARE STILL A CONCERN AND W'S ARE INCREASING HIGHER THEN F'S).

THE FOLLOWING TWO GRAPHS DISPLAY THE FALL 2016 FINAL GRADES AND THE PERCENTAGE. A TOTAL OF 255 ONLINE STUDENTS AND 19 ONLINE COURSES WITH 13 ONLINE FACULTY.

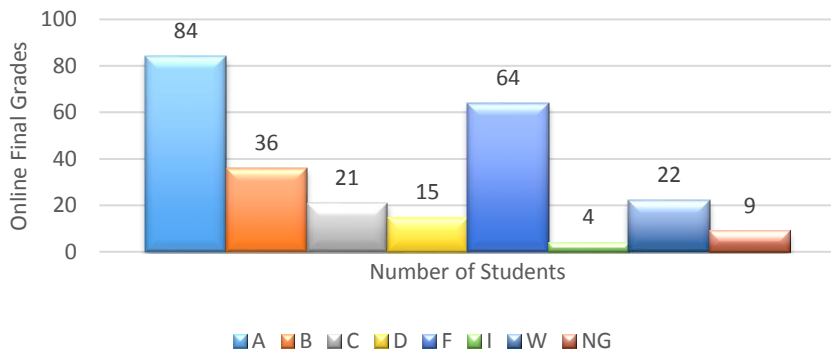
Fall 2016 Online Student Outcomes



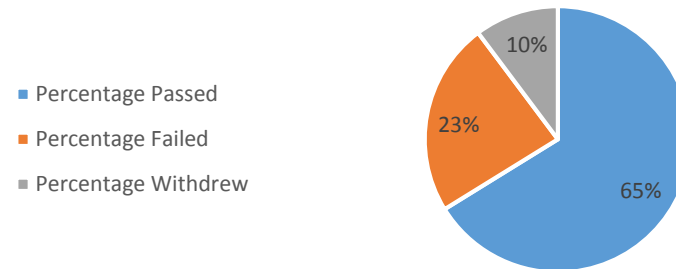
Fall 2016 Online Course Grades



Fall 2016 Number of Online Final Grades

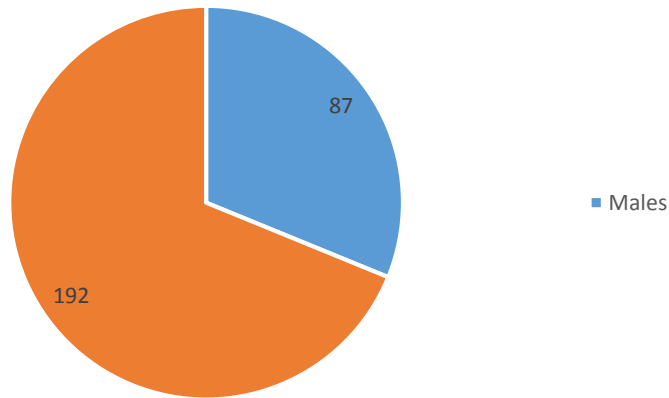


Pass Rate for Fall 2016 Online Courses

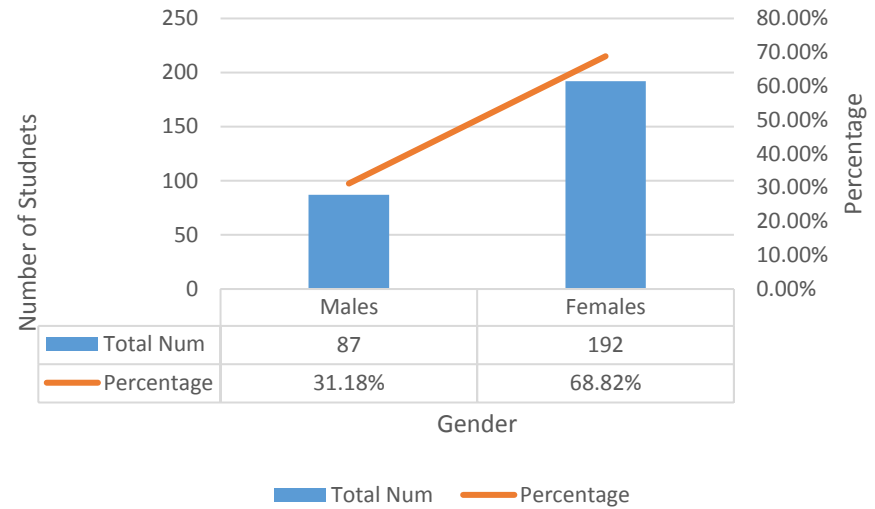


BELOW IS THE TOTAL NUMBER AND PERCENTAGE ACCORDING TO GENDER FOR ONLINE COURSES. THE TOTAL AMOUNT OF 279 REFERENCES ONLINE UNDUPLICATED STUDENT HEADCOUNT. (TOTAL ENROLLED/COURSE ONLINE STUDENT HEADCOUNT 369 - 90 DUPLICATED STUDENTS = 279 UNDUPLICATED ONLINE STUDENT HEADCOUNT) THE DATA NOTES THAT THE MAJORITY OF THE ONLINE STUDENTS ARE AMERICAN INDIAN, 69% ARE FEMALE, 35% ARE AGES 18-14 (97 STUDENTS) AND 38% ARE AGES 25-34 (105 STUDENTS).

Fall 2017 Gender - Removed 90 Duplicate Records - Total Number: 279

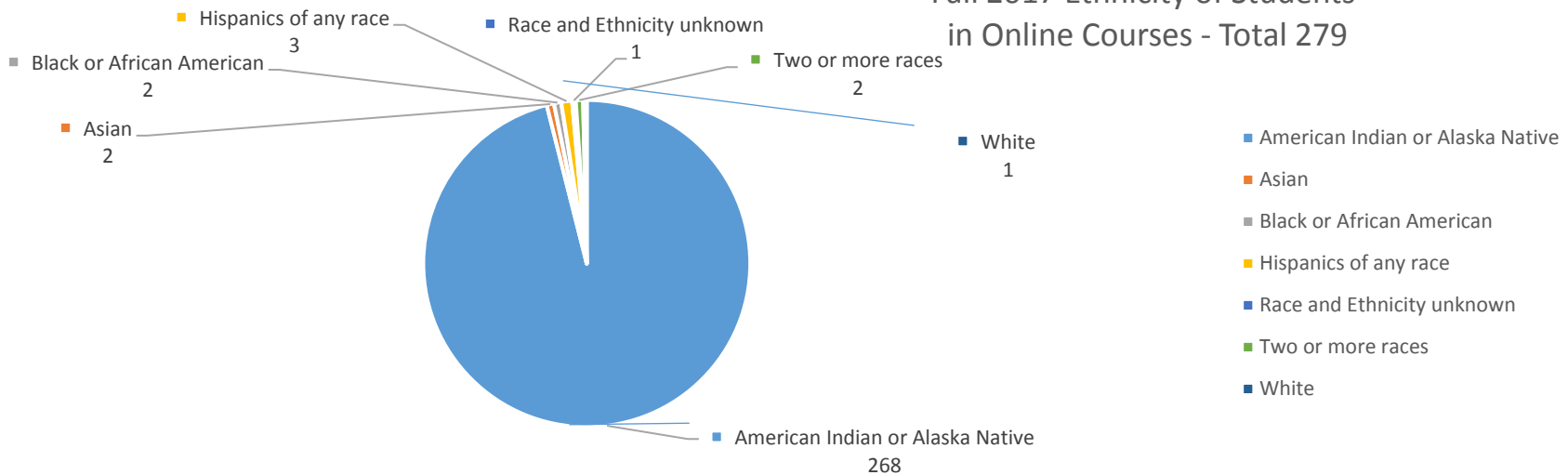


Fall 2017 Gender - Removed 90 Duplicate Records

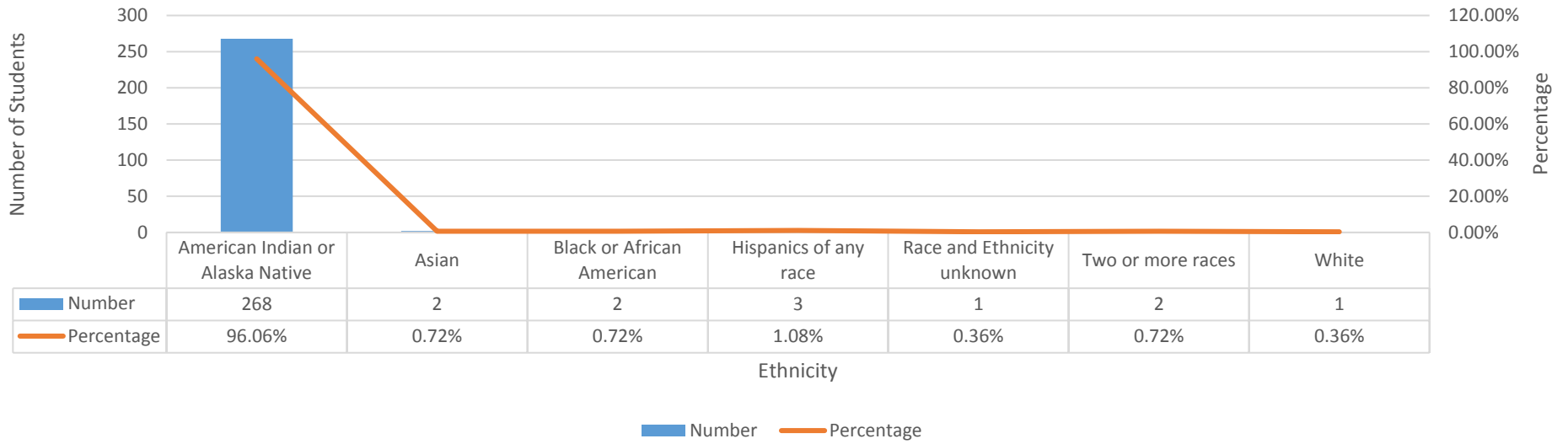


TOTAL NUMBER OF MINORITY STUDENTS IN ONLINE COURSES FOR FALL 2017.

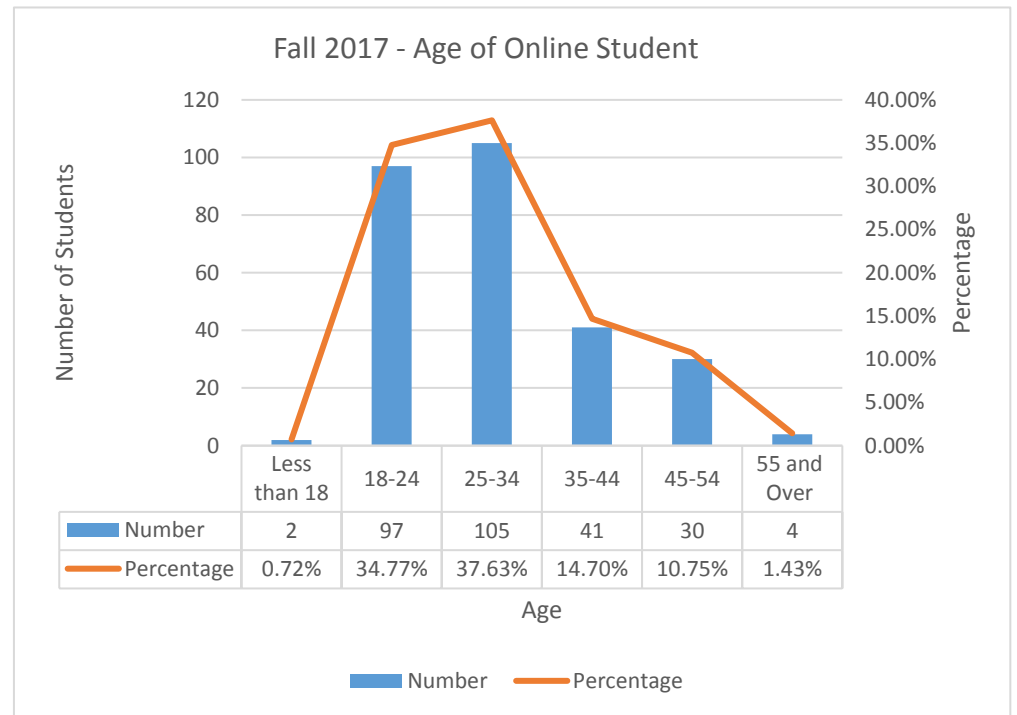
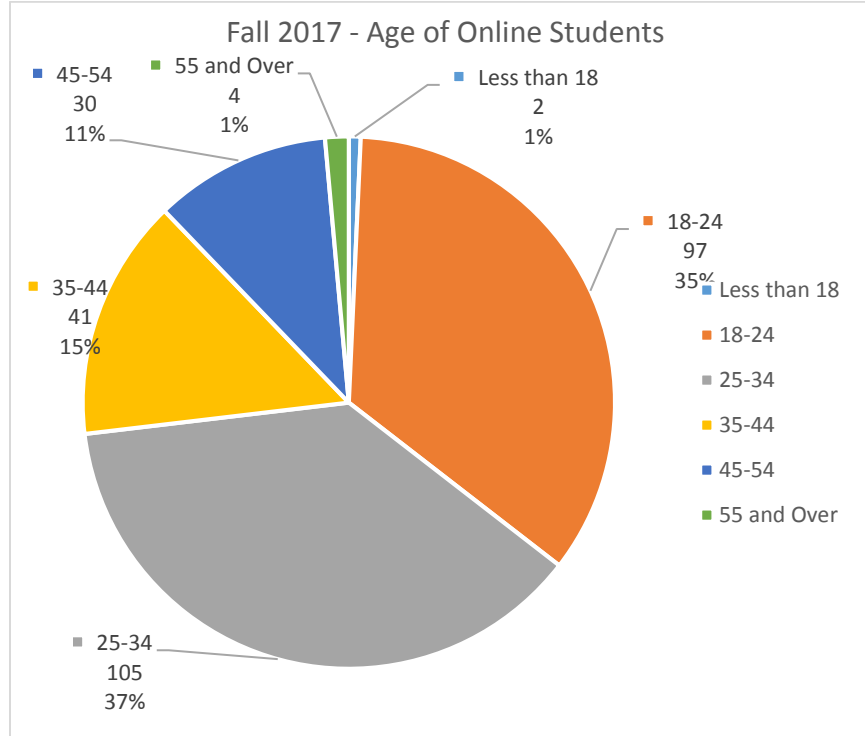
Fall 2017 Ethnicity of Students in Online Courses - Total 279



Fall 2017 Ethnicity of Online Student - Total 279

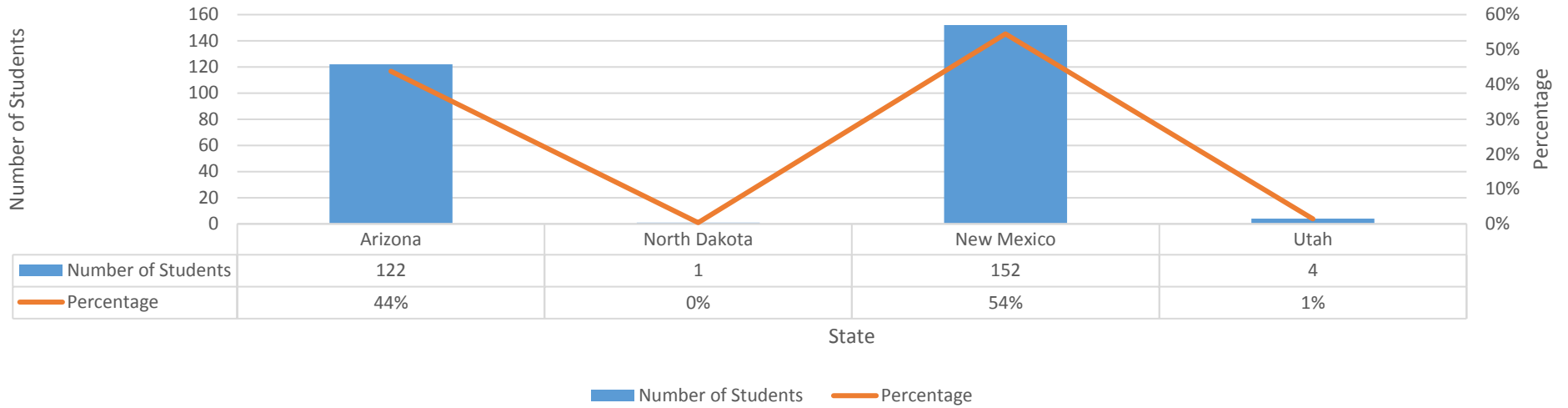


THE NEXT TWO GRAPHS INCLUDE SPRING 2017 – AGE OF ONLINE STUDENT AND PERCENTAGE.

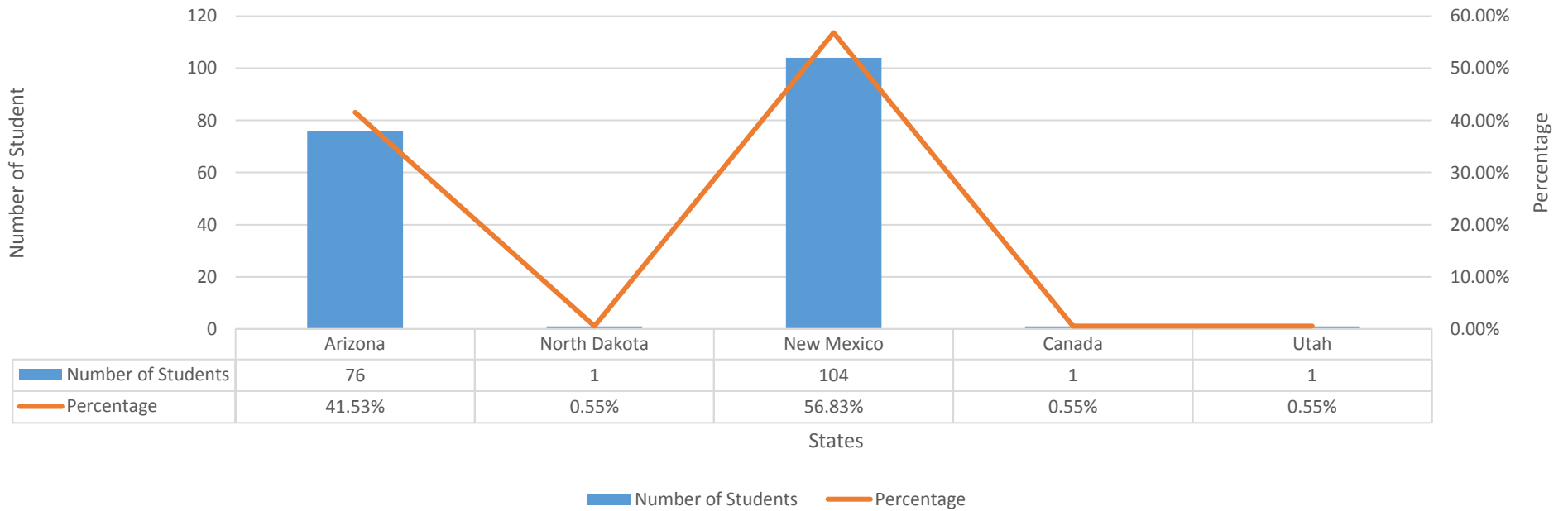


THE PERCENTAGE FROM WHICH THE ONLINE STUDENT HAS LISTED AS THEIR HOME STATE FOR THE FALL 2017 AND SPRING 2017. MAJORITY OF STUDENTS ARE FROM THE STATE OF NEW MEXICO AND ARIZONA.

Fall 2017 -State Percentage of all Online Students

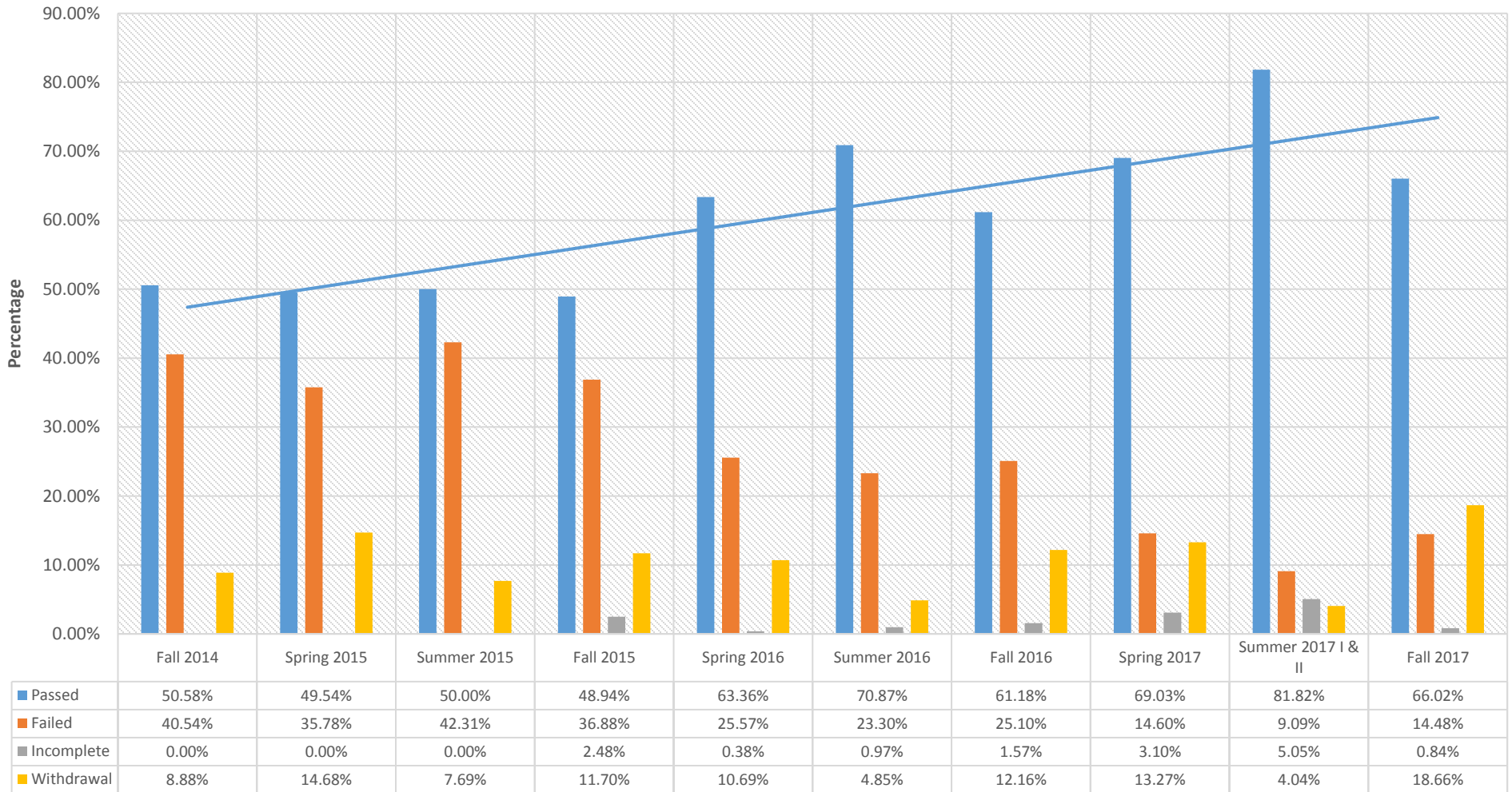


Spring 2017 - State Percentage of all Online Students



We certainly have many challenges and obstacles but it's the challenges that help us improve and learn how to make our environment better. As an example, the chart below shows how the pass rate for online courses is alarming but upon my arrival, I have made strides to ensure that we address the HLC Distance Education, C-RAC, and NC-SARA guidelines. Adopting and implementing such resources will directly impact the rate in a positive direction. **My goal is to reach 80 percent pass rate by ensuring the online students have all the support and resources needed to be a successful online learner.**

NTU Overall Online Course Rate from Fall 2014 to Fall 2017

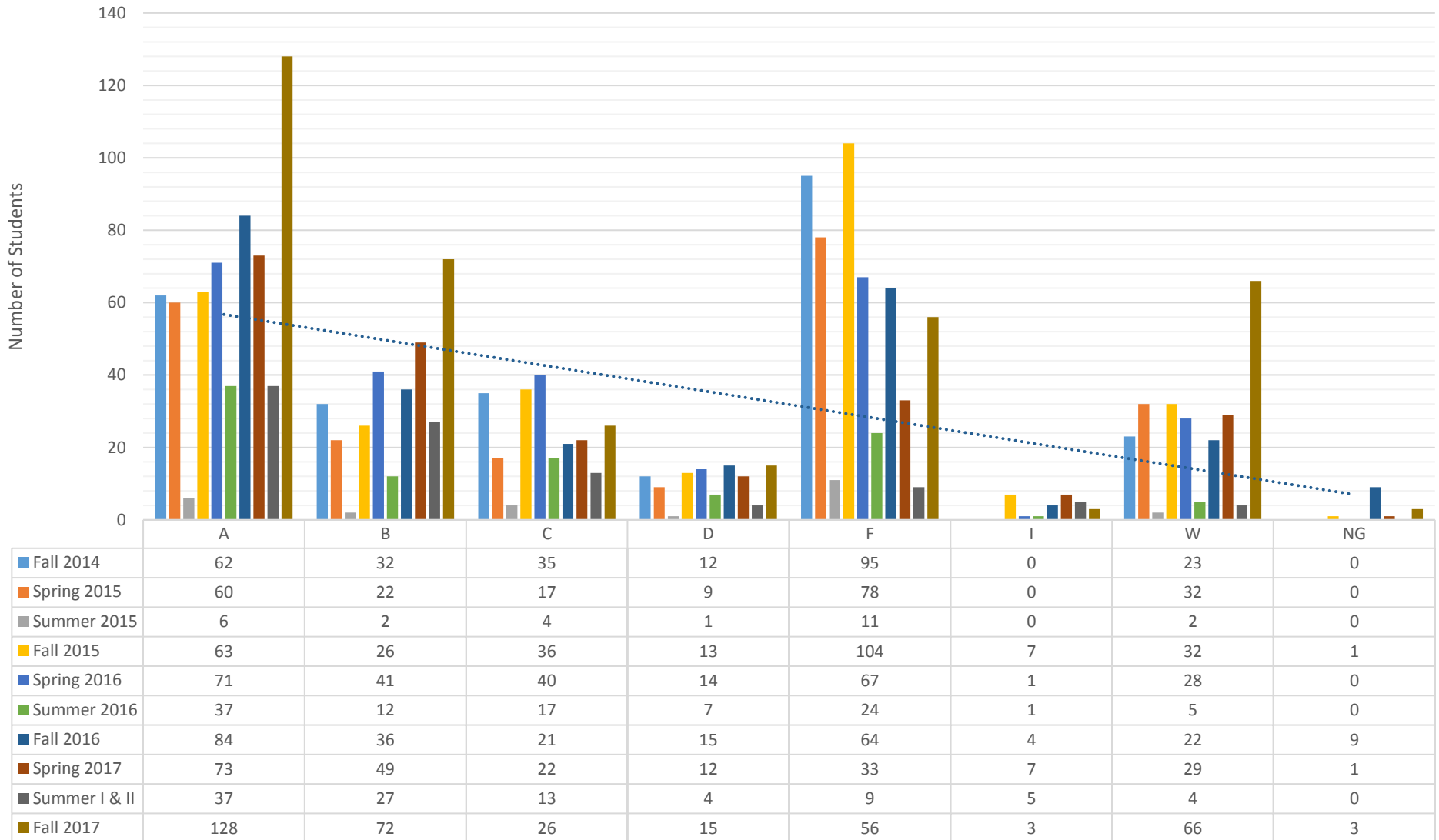


Pass Rate

Passed Failed Incomplete Withdrawal Linear (Passed)

THE NEXT TABLE SHOWS THE ONLINE COURSE GRADES FROM FALL 2014 TO FALL 2017 AND NOTICE THE PASS GRADES ARE GETTING BETTER OVER TIME. (NG=NO GRADE)

NTU Online Course Grades from Fall 2014 to Fall 2017



Grades

- Fall 2014
- Spring 2015
- Summer 2015
- Fall 2015
- Spring 2016
- Summer 2016
- Fall 2016
- Spring 2017
- Summer I & II
- Fall 2017
- ⋯ Linear (Fall 2016)

THE TABLE BELOW REFERENCES THE NUMBER OF ONLINE COURSES OFFERED, NUMBER OF ENROLLMENT, AND ONLINE PROFESSORS BY SEMESTER.

Semester	Number Online Courses	Number Enrolled	Number of Professors
Fall 2014	12	260	9
Spring 2015	12	218	9
Summer 2015	2	26	2
Fall 2015	21	282	13
Spring 2016	19	262	13
Summer 2016	11	103	8
Fall 2016	18	251	13
Spring 2017	21	226	11
Summer 2017	Session I: 9 Session II: 7	Session I: 61 Session II: 38	Session I: 8 Session II: 5
Fall 2017	39	359	23
Spring 2018	25	363	17

SPRING 2017 ONLINE COURSES

ONLINE SPRING 2018 COURSES (JANUARY 16 - MAY 10, 2018)

Course Number	Course Name	Time (Days/Week)	Location	Professor	Credits
DFT 250 ONL	Construction Mgmt/Estimation	Online	http://moodle.navajotech.edu	E.Wortham	3
ECN 111 ONL	Introduction to Economics	Online	http://moodle.navajotech.edu	M. Ramirez	3
EE 330 ONL	Computer Org & Assembly Lang Prog	Online	http://moodle.navajotech.edu	A. Sammoud	3
ENV 195A ONL	Topices: Hazardous Waster Operation	Online	http://moodle.navajotech.edu	S. Chichilly	3
GIT 220 ONL	Database Query	Online	http://moodle.navajotech.edu	M. Clytus	3
HST 210 ONL	American History to 1877	Online	http://moodle.navajotech.edu	M. Swick	3
HST 211 ONL	American History 1877 to Present	Online	http://moodle.navajotech.edu	M. Swick	3
HST 220 ONL	History of the American Southwest	Online	http://moodle.navajotech.edu	M. Swick	3
MTH 098 ONL	Technical Mathemtics I	Online	http://moodle.navajotech.edu	C. Henry	3
MTH 113 ONL	Technical Mathematics II	Online	http://moodle.navajotech.edu	Dr. Sushil	3
MTH 118 ONL	Pre-Algebra	Online	http://moodle.navajotech.edu	Dr. Paez	5
MTH 121 ONL	College Algebra	Online	http://moodle.navajotech.edu	S. Han	4
MTH 162 ONL	Calculus 1	Online	http://moodle.navajotech.edu	S. Han	4
MTH 306 ONL	College Geometry	Online	http://moodle.navajotech.edu	S. Han	3
NAV 211 ONL	Navajo History	Online	http://moodle.navajotech.edu	L. Chicag	3
NRS 110 ONL	Body Structure and Functionse	Online	http://moodle.navajotech.edu	L. Blalock	4
PAD 225 ONL	Human Behavior in Organization	Online	http://moodle.navajotech.edu	M. Ramirez	3

PSY 105 ONL	Introduction to Psychology	Online	http://moodle.navajotech.edu	Zuni	3
PSY 210 ONL	Developmental Psychology	Online	http://moodle.navajotech.edu	Zuni	3
LAW 112 OL6	Evidence	Online	http://moodle.navajotech.edu	J. Garrison	3
LAW 113 OL6	Domestic Relations & Family Law	Online	http://moodle.navajotech.edu	S. Espahbodi	3
LAW 203 OL6	Business Law	Online	http://moodle.navajotech.edu	D. Benatar	3
LAW 205 OL6	Professional Responsibility & Ethic	Online	http://moodle.navajotech.edu	D. Benatar	3
LAW 211 OL6	Administrative Law	Online	http://moodle.navajotech.edu	J. Garrison	3
LAW 212 OL6	Trial Practice	Online	http://moodle.navajotech.edu	C. Drouin	3
ECN 111 OL2	Introduction to Economics	Online	http://moodle.navajotech.edu	M. Ramirez	3

E-LEARNING WEBPAGE AT URL [HTTP://WWW.NAVAJOTECH.EDU/ACADEMICS/E-LEARNING](http://www.navajotech.edu/academics/e-learning). THE E-LEARNING DEPARTMENT AND ONLINE EDUCATION COMMITTEE HAS BEEN WORKING ON NUMEROUS TASKS AND PLANS TO ENSURE THE ONLINE LEARNING ENVIRONMENT AT NTU IS GROWING AND IMPROVING IN AREAS THAT REQUIRE MORE WORK AND DETAIL WITH REGARD TO LAYING THE FOUNDATION AND ENSURING THAT BOTH FACULTY AND STUDENT NEEDS ARE ADDRESSED AND MET.

FUTURE PLANS: I AM WORKING ON CREATING AN ONLINE ORIENTATION MODULE. PROVIDE A STRUCTURED PLAN TO USE QUALITY MATTER (QM) TRAINING AS THE MAIN SOURCE TO GET ONLINE FACULTY CERTIFIED. ESTABLISH A FULL ONLINE PROGRAM IN MIS. USE DATA AND SURVEY RESULTS TO ASSESS AND IMPLEMENT IMPROVEMENTS IN ONLINE COURSES AT NTU. WORKING ON HOW ONLINE LEARNING CAN HELP INCREASE ENROLLMENT NUMBERS. WORKING ON BUDGET FOR ONLINE LEARNING. WHICHE ICE – COLLABORATE AND PROVIDE AN INTERNAL PROCESS ON HOW TO ACCESS COURSE-SHARING RESOURCES TO HELP STUDENTS GRADUATE ON TIME. DESIGN A COMMUNICATION PROCESS AND DESIGN A FLOWCHART FOR OUR INTERNAL REGISTRATION PROCESS FOR ONLINE DUAL CREDIT COURSES.

THANK YOU,

COLEEN ARVISO
 DIRECTOR OF E-LEARNING
 (505) 728-7069
ccarviso@navajotech.edu

RESOURCES

E-LEARNING RESOURCES: <http://www.navajotech.edu/academics/e-learning>

FACULTY RESOURCES: <http://www.navajotech.edu/faculty-staff/e-learning-resources>

STUDENT RESOURCES: <http://www.navajotech.edu/students/e-learning-resources>

NC-SARA: <http://nc-sara.org/states/NM>

WICHE-ICE: <https://www.wiche.edu/ice/about>

HLC DISTANCE EDUCATION GUIDELINES: http://download.hlcommission.org/C-RAC_Distance_Ed_Guidelines_7_31_2009.pdf