

# NAVAJO TECHNICAL UNIVERSITY

## Fall 2019 Enrollment Highlights



Official student enrollment counts are captured during “census” day of each fall and spring semesters here at Navajo Technical University. The Office of Institutional Research & Reporting (OIRR) uses the data collected on this day for reporting purposes and within the last year; to create “*Enrollment Highlights*” where you will find a quick snapshot of what our fall 2019 enrollment count looks like, as well as see who our students are.

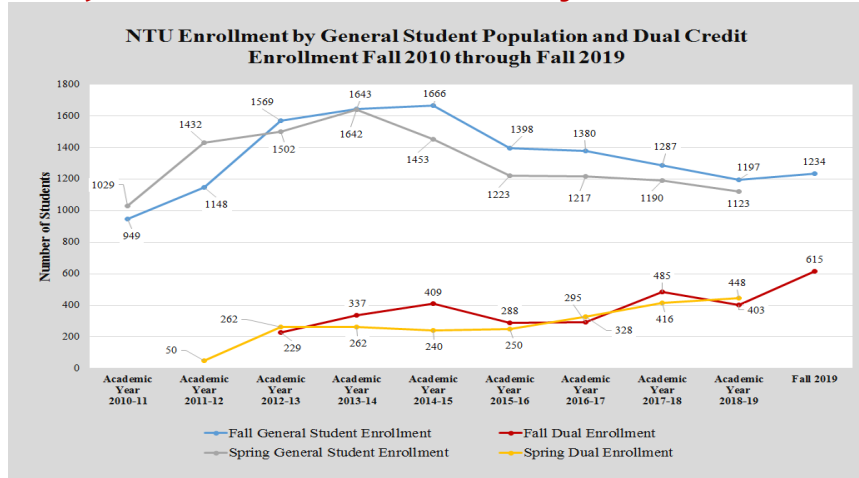
Location	Number of Students
Crownpoint Campus (Main)	884
Chinle Site	279
Zuni	39
Teec Nos Pos Site	25
Bond Wilson Site	8
Dual Credit Students	614
<b>Grand Total</b>	<b>1849</b>

### Content:

Overall NTU Data .....	2
First-Time Enrolled Students.....	3
Continuing Students .....	4
Returning Students .....	5
Transfer Students.....	6
Graduate Students.....	7
Dual Enrolled Students .....	8
Dual Enrollment to Undergrad....	9

# Navajo Technical University Overall Enrollment

Navajo Technical University (NTU) has monitored a decrease in enrollment since fall 2014 when NTU reached 2,075 students. This year, through numerous initiatives created, NTU has reached the third highest fall enrollment since its inception. A tremendous accomplishment here at NTU!



*Enrollment at NTU increased by 16% from fall 2018 to fall 2019.*

## General NTU Students vs. Dual Enrolled Students

The increase in enrollment was seen in both the General NTU student population as well as the Dual Credit Enrollment student population. In the past years, NTU had seen a decrease in our General NTU students while DC students increased. This fall, we can see the increase for both groups.

*96% of NTU students are American Indian or Alaska Native.*

### Fall 2019 NTU Highlights

◆ **Top ten program enrollments:**

- Early Childhood Multicultural Ed
- Pre-Nursing
- Administrative Office Specialist
- Welding
- Business Administration
- Construction Technology
- Information Technology
- Culinary Arts
- General Studies
- Automotive Technology

◆ **Gender:**

Female—59%  
Male—41%

◆ **Average Age:**

Female—26  
Male—24  
**Overall— 25**

- ◆ 72 % are full time students
- ◆ 28% are part time students

◆ **Enrollment by degree level:**

Degree Level	# of Students	Average Age of Students
Associate	464	28
Bachelor	341	33
Certificate	377	26
Dual Credit	614	17
MA Graduate	18	48
Non-Major	35	44

◆ **Enrollment by location:**

Location	#
Crownpoint	884
Chinle Site	279
Zuni Site	39
Teec Nos Pos Site	25
Bond Wilson Site	8
DC Students	614

Student Status refers to the classification of incoming students during that semester. Student Status will change the following semester unless they are DC students.

Student Status	Number of Students
Continuing	695
Dual Credit	614
First Time Enrolled	178
Returning	217
Transfer	145
<b>Grand Total</b>	<b>1849</b>

### Enrollment by Degree Program Fall 2019

Associate Programs:	464
Accounting	15
Administrative Office Specialist	53
Automotive Technology	20
Building Information Modeling	7
Chemical Engineering Technology	5
Construction Technology	62
Counseling	29
Culinary Arts	36
Early Childhood Multicultural Education	47
Energy Systems Program	11
Engineering Technology	3
Environmental Science and Natural Resources	6
General Studies	47
Geographic Information Technology	1
Information Technology Technician	37
Law Advocate	29
Mathematics	5
Professional Baking	4
Public Administration	17
Veterinary Technician	30

Bachelor Programs:	341
Advanced Manufacturing Technology	4
Biology	33
Business Administration	69
Creative Writing and New Media	7
Dine Culture, Language & Leadership	22
Early Childhood Multicultural Education	91
Electrical Engineering	23
Environmental Science & Natural Resource	14
Industrial Engineering	14
Information Technology	51
IT, Computer Science	2
IT, Digital Manufacturing	1
IT, Media	10
Certificate Programs:	377
Administrative Office Specialist	34
Applied Computer Tech. Certificate	1
Automotive Technology	17
Bookkeeping	12
Carpentry	5
CDL	3
Computer Aided Drafting	1
Computer Science	5
Culinary Arts	15
Electrical Trades	28
Information Technology Assistant	7
Law Enforcement	2
Legal Assistant	18
Mathematics	6
Pre Engineering	5
Pre-Nursing	132
Professional Baking	9
Welding	77

# First Time Enrolled Students (FTE)

What are First-time Enrolled (FTE) Students? A **First-time Enrolled Student (FTE)** is “A student who has no prior postsecondary experience attending any institution for the first time at the undergraduate level. This includes students enrolled in academic or occupational programs. It also includes students enrolled in the fall term who attended college for the first time in the prior summer term, and students who entered with advanced standing (college credits or recognized postsecondary credential earned before graduation from high school).”<sup>1</sup>

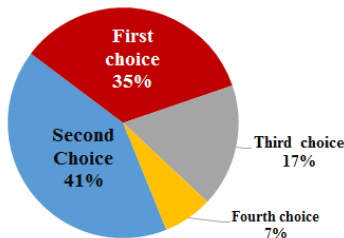
Why are First-Time Enrolled Students Important? FTE students are crucial to our institution since they function as the key measurements to NTU’s success rate. Success rates can include graduation rate, retention rate, course completions and, developmental course placements/completions, to name a few. FTE students are generally reported in these assessments to determine the success rates. It is essential that our FTE students return each semester to successfully complete required course work needed to receive their degree *on time* (or normal time to completion).

**Normal time to completion** for the fall cohort requires FTE students to be a full-time and degree seeking student and, must complete their degree by:

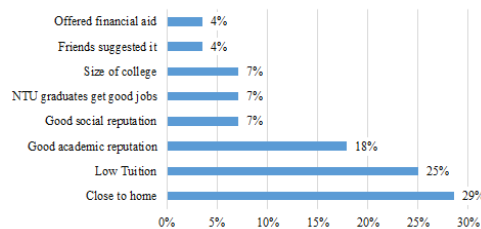
- Certificate– 3 semesters or fall 2020
- Associate– 6 semesters or spring 2022
- Bachelor– 12 semesters or spring 2025

During the fall 2019 New Student Orientation, a survey was given to the 67 students who attended the event. Here are some of the results:

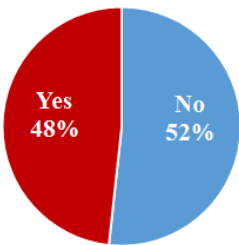
Was NTU your: (select one)



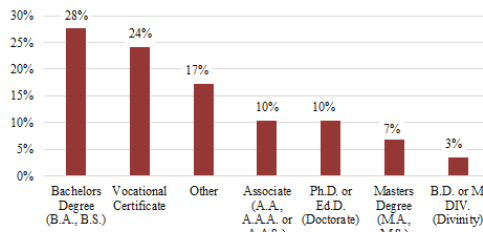
What impacted your decision to attend Navajo Technical University?



Are you the first person in your immediate family who is attending college?



What is the highest academic degree that you intend to obtain?



When asked: “**What are you most excited for, while attending NTU?**” the common response was “*meeting new people*” and “*being on my own*” however, these are some of the responses we received:

- “*I’m ready to start a new chapter in my life. I’m happy and ready.*”
- “*Gaining financial knowledge to become a billionaire*”
- “*To graduate and help support my family*”
- “*Fast courses and low cost*”

<sup>1</sup> <https://surveys.nces.ed.gov/ipeds/VisGlossaryAll.aspx>

## First-Time Enrolled (FTE) Students’ Fall 2019 Highlights

### ◆ Top ten majors selected by FTE students:

- Pre-Nursing
- Welding
- Culinary Arts
- Construction Technology
- Administrative Office Specialist
- Automotive Technology
- Electrical Trades
- General Studies
- Early Childhood Multicultural Ed
- Counseling

### ◆ Gender:

- Female—52%
- Male—48%

### ◆ Average Age of FTE:

- Female—23
- Male—26
- Overall— 24

- ◆ 72 % are full time students
- ◆ 28% are part time students

### ◆ Enrollment of FTE by degree level:

Degree Level	# of FTE Students
Associate	65
Bachelor	11
Certificate	102

### ◆ Enrollment by location:

FTE by Site	#
Crownpoint	110
Chinle Site	46
Zuni Site	12
Tec Nos Pos Site	6
Bond Wilson Site	4

### ◆ Top High School FTE’s Graduated from:

High School	#
Chinle High School	25
GED	18
Thoreau High School	14
Window Rock High School	8
Zuni High School	8
Crownpoint High School	7
Ganado High School	7
Many Farms High School	7
Monument Valley High School	7
Miyamura High School	6

## Continuing Students Fall 2019 Highlights

### ◆ Top ten majors selected:

Early Childhood Multicultural Ed  
Pre-Nursing  
Business Administration  
Welding  
Information Technology  
Construction Technology  
General Studies  
Culinary Arts  
Biology

### ◆ Gender:

Female—61%  
Male—39%

### ◆ Average Age of:

Female—30  
Male—28  
Overall—29

- ◆ 71% are full time students
- ◆ 29% are part time students

### ◆ Enrollment by degree level:

Degree Level	# of Students
Associate	277
Bachelor	238
Certificate	166
Non-Major	7

### ◆ Enrollment by location:

Location	#
Crownpoint	529
Chinle Site	134
Zuni Site	14
Teec Nos Pos Site	10
Bond Wilson Site	1

### ◆ Top High Schools Transfer Students Graduated from:

High School Graduated	#
Crownpoint High School	93
Chinle High School	80
GED	76
Many Farms High School	48
Wingate High School	34
Thoreau High School	32
Ganado High School	28
Window Rock High School	20
Tohatchi High School	17
Monument Valley High School & TseYiGai (Tied)	16

## Continuing Students

At NTU, **Continuing Students** are students who have continued their studies from fall to spring, or spring to fall semesters, without *stopping out*. **Stopping out** refers to a student who did not return during a fall and/or spring semester. The data captured in this report are students who have continued from the spring 2019 semester to re-enroll this fall 2019 semester, regardless of changes in their part-time or full-time status, change of major or, change of campus/site location.

Students who continue every semester normally influence the *retention rates* and *graduation rates* as well as *persistence rate*.



Dean Agbaraji explaining Graduation Rates during Data Day.

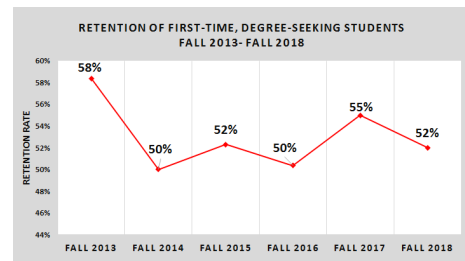
**Persistence rate** refers to the act of continuing towards an educational goal.

At NTU we want all students to successfully complete their program of study within 150% of normal time therefore, continuing students are very important.

### Retention Rate

What is **retention rate**? “A measure of the rate at which students persist in their educational program at an institution, expressed as a percentage... this is the percentage of first-time degree/certificate-seeking students from the previous fall who either re-enrolled or successfully completed their program by the current fall.”<sup>2</sup>

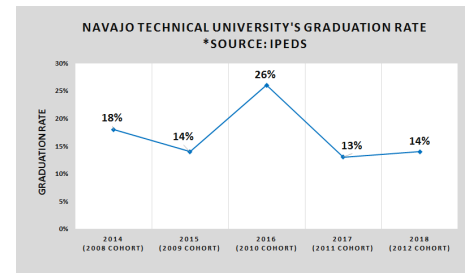
NTU’s **current retention rate is 52%**. This is based off the fall 2018 full-time, first-time, degree/certificate-seeking undergraduate students who returned this fall.



### Graduation Rate

What is **graduation rate**? “Data are collected on the number of students entering the institution as full-time, first-time, degree/certificate-seeking undergraduate students in a particular year (cohort), by race/ethnicity and gender; the number completing their program within 150 percent of normal time to completion...”

NTU’s **current graduation rate is 13%**. This is based off the 2012 cohort of full-time, first-time, degree/certificate-seeking undergraduate students who completed their degree within *normal time*.



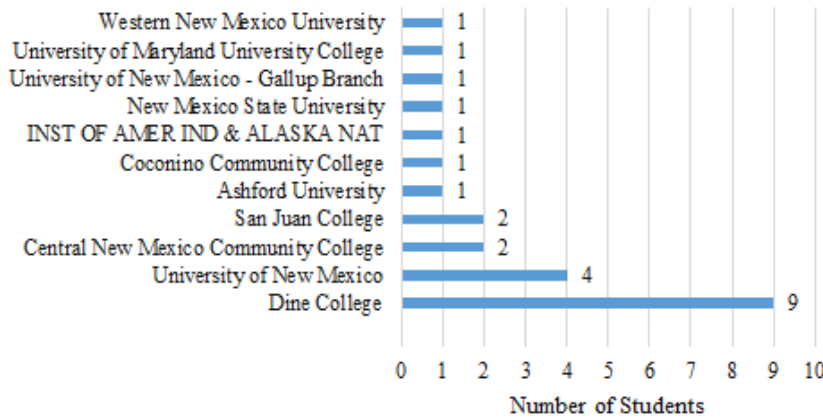
<sup>2</sup> <https://surveys.nces.ed.gov/ipeds/VisGlossaryAll.aspx>

# Returning Students

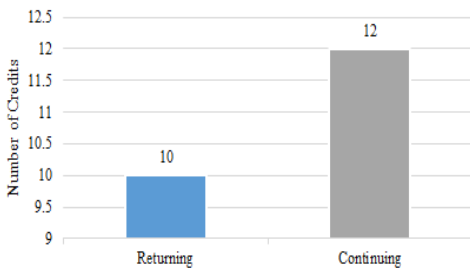
**Returning students** are students who have stopped out for a semester but re-enrolled to continue their higher educational attainment. Some returning students have stopped out for numerous years, while others have stopped for only a semester or two.

Twenty-nine (29) of the fall 2019 Returning Students here at NTU have attended other higher institutions.

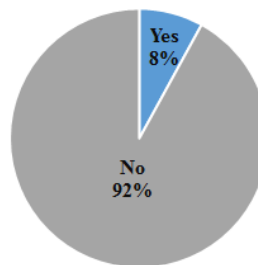
## Institutions Returning Students Have Attended



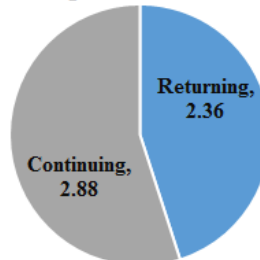
Average Credits Taken by Returning Students vs Continuing Students, Fall 2019



Have any fall 2019 Returning Students stopped out due to Academic Probation?



Average GPA by Returning Students vs Continuing Students, Fall 2019



Past NTU students completing surveys during NTU Maker Faire event.

## Returning Students Fall 2019 Highlights

- ◆ **Top majors selected :**  
Early Childhood Multicultural Ed  
Administrative Office Specialist  
Pre-Nursing  
Construction Technology  
Information Technology Tech  
Welding  
Business Administration  
Information Technology  
Automotive Technology  
Law Advocate  
Non Major

- ◆ **Gender:**  
Female—65%  
Male—35%

- ◆ **Average Age:**  
Female—31  
Male—29  
**Overall— 30**

- ◆ **60% are full time students**
- ◆ **40% are part time students**

### ◆ Enrollment by degree level:

Degree Level	# of Students
Associate	85
Bachelor	57
Certificate	66
Non -Major	7

### ◆ Enrollment by location:

Location	#
Crownpoint	144
Chinle Site	65
Zuni Site	0
Teec Nos Pos Site	5
Bond Wilson Site	1

### ◆ Top High Schools Returning Students Graduated from

High School Graduated
Chinle High School
GED
Crownpoint High School
Many Farms High School
Wingate High School
Ganado High School
Thoreau High School
Gallup Central High School
Miyamura High School
Monument Valley High School
Tohatchi High School
Window Rock High School

Transfer Students  
Fall 2019 Highlights

◆ **Top majors selected :**

- Early Childhood Multicultural Ed
- Pre-Nursing
- Administrative Office Specialist
- Counseling
- Information Technology
- Veterinary Technician
- Bookkeeping
- Business Administration
- Construction Technology
- Culinary Arts
- Information Technology Tech
- Legal Assistant
- Welding

◆ **Gender:**

- Female—71%
- Male—29%

◆ **Average Age:**

- Female—35
- Male—33
- Overall— 34

- ◆ 52 % are full time students
- ◆ 48% are part time students

◆ **Enrollment by degree level:**

Degree Level	# of Students
Associate	37
Bachelor	35
Certificate	43
Non -Major	21

◆ **Enrollment by location:**

Location	#
Crownpoint	83
Chinle Site	34
Zuni Site	13
Teec Nos Pos Site	4
Bond Wilson Site	2

When asked: “What are you most excited for while attending NTU?” the common responses were:

- ⇒ “Low tuition and close to home”
- ⇒ “Good academic reputation”
- ⇒ “Size of college”
- ⇒ “Gaining and maintaining the skills needed to earn a better life and make the best of the stuff”
- ⇒ “Fast courses and low cost”
- ⇒ To graduate and help support my family”
- ⇒ “Athletics and Academics”

# Transfer Students

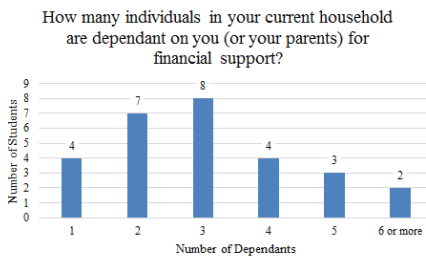
Transfer students are “students entering the reporting institution for the first time but known to have previously attended a postsecondary institution at the same level (e.g., undergraduate, graduate). This includes new students enrolled in the fall term who transferred into the reporting institution the prior summer term. The student may transfer with or without credit”<sup>3</sup>.

At NTU, we are active with *National Student Clearinghouse*<sup>®</sup> but have yet to fully utilize the “Student Tracker” portal. *National Student Clearinghouse*<sup>®</sup> Research Center<sup>™</sup> publishes reports throughout the year on student pathways and enrollment trends.<sup>v</sup>

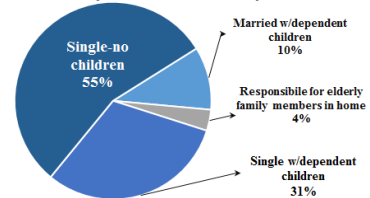
The data captured for this report is data collected from the Admissions department at NTU.

Institutions where Transfer Students came from and the program they are majoring in at NTU.	
<b>El Paso Community College</b>	<b>1</b>
Electrical Trades	1
<b>Fort Lewis College</b>	<b>2</b>
Biology	1
Law Advocate	1
<b>Fort Lewis College</b>	<b>2</b>
Early Childhood Multicultural Education	1
Non-Major	1
<b>Haskell Indian Nations University</b>	<b>1</b>
Law Advocate	1
<b>Maricopa Community College</b>	<b>1</b>
Pre-Nursing	1
<b>New Mexico Highlands University</b>	<b>3</b>
Administrative Office Specialist	1
Early Childhood Multicultural Education	1
Electrical Engineering	1
<b>New Mexico State University</b>	<b>6</b>
Automotive Technology	1
Law Advocate	1
Legal Assistant	1
Non-Major	1
Pre-Nursing	1
Veterinary Technician	1
<b>Northern Arizona University</b>	<b>1</b>
Non-Major	1
<b>Northland Pioneer College</b>	<b>1</b>
Pre-Nursing	1
<b>Pima Medical Institute</b>	<b>1</b>
Pre-Nursing	1
<b>62 Unknown Institutions</b>	
<b>SAN JUAN COLLEGE</b>	<b>6</b>
Automotive Technology	1
Biology	1
Early Childhood Multicultural Education	1
Pre-Nursing	2
Veterinary Technician	1
<b>Southwest Indian Polytechnic Institute</b>	<b>3</b>
Industrial Engineering	1
Early Childhood Multicultural Education	1
Electrical Engineering	1
<b>University Of New Mexico - Gallup Branch</b>	<b>9</b>
Accounting	1
Administrative Office Specialist	1
Business Administration	1
Counseling	1
Electrical Engineering	1
Environmental Science and Natural Resources	1
Information Technology	1
Information Technology Technician	1
Pre-Nursing	1
<b>University Of New Mexico</b>	<b>14</b>
Construction Technology	1
Culinary Arts	1
Early Childhood Multicultural Education	3
Information Technology	3
Information Technology Assistant	1
Legal Assistant	1
Pre-Nursing	1
Welding	2
Veterinary Technician	1
<b>YAVAPAI COLLEGE</b>	<b>1</b>
Non-Major	1

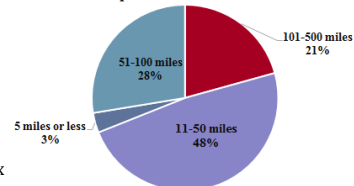
During the fall 2019 New Student Orientation, 29 students were identified as Transfer Students and asked to participate in a survey. Here are some of the results.



What is your immediate family status?



How many miles is NTU away from your permanent home?



<sup>3</sup> <https://surveys.nces.ed.gov/ipeds/VisGlossaryAll.aspx>

<sup>v</sup> <https://studentclearinghouse.org/>

Masters Degree Students ' Fall 2019 Highlights

- ◆ **Gender:**  
Female—78%  
Male—22%
- ◆ **Average Age:**  
Female—48  
Male—46  
**Overall— 48**
- ◆ **83% are full time students**
- ◆ **17% are part time students**
- ◆ **There are four (4) new MA students this fall.**
- ◆ **The average GPA for MA students is 3.06**

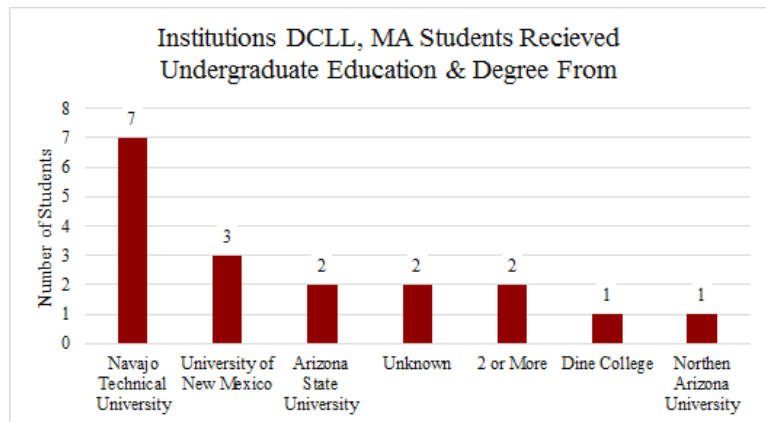
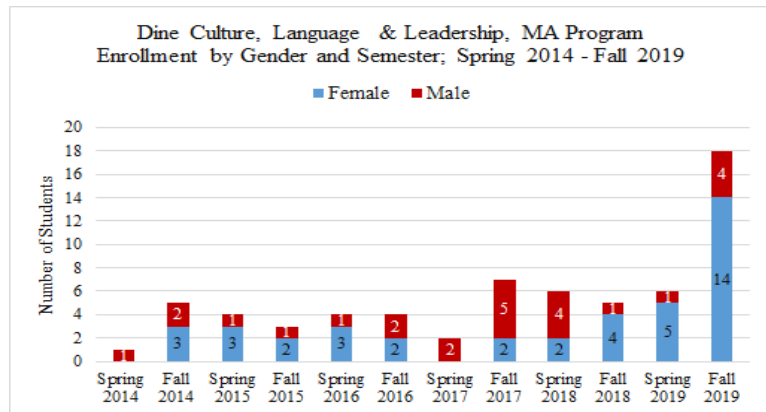


NTU students completing surveys during Data Day.

**Graduate Studies: Dine Culture, Language & Leadership (DCLL) Masters (MA) Degree Program**

The fall 2019 enrollment for the Graduate Program in DCLL, has also experienced its largest increase in enrollment this semester. This fall enrollment tripled the previous fall 2018 student enrollment of six (6) students, with a massive 72% increase in enrollment!

39% of the MA students received their undergraduate education and degree from Navajo Technical University. 61% students come from New Mexico while 39% come from Arizona.



**Full-Time Equivalency**

**Full-Time Equivalency** (also known as FTE) is used to determine the full-time enrollment count of students. Although Full-Time Equivalency can be calculated in various ways, NTU has consistently utilized New Mexico Higher Education’s formula:

- Undergraduate FTE = Total Undergraduate Student Credit Hours (SCH) / 15
- Graduate FTE = Total Graduate Student Credit Hours (SCH) / 12

Fall 2019 Full-Time Equivalency			
Degree Level	Number of Students	Sum of Credit Hours	Full-Time Equivalency
Associate	464	5405	360.33
Bachelor	341	3955	263.67
Certificate	377	4088	272.53
Masters	18	153	12.75
<b>TOTAL</b>	<b>1200</b>	<b>13601</b>	<b>909.28</b>

### Dual Enrolled Students' Fall 2019 Highlights

- ◆ **Gender:**  
Female—55%  
Male—45%
- ◆ **Average Age of:**  
Female—16  
Male—17  
Overall—17
- ◆ **1% are full time students**
- ◆ **99% are part time students**
- ◆ **General classes offered:**
  - Intro to Navajo Language, Conversation
  - Intro to Navajo Language, Reading & Writing
  - Intro to Computers
  - Intro to Intermediate Algebra
  - College Algebra
  - College Success
  - Keyboarding & Formatting
  - Navajo Government
  - Physics
  - Intro. To Geology
  - Elements of Biology
  - Elements of Chemistry
  - Professional Cooking/Baking Basics
  - Welding Fundamentals

## Dual Enrolled Students

What are Dual Enrolled students? **Dual Enrolled students** are students who are in high school and enrolled for college credit(s). Dual Enrollment began at Navajo Technical University during the spring 2012 semester with 50 high school students from local high schools. Dual enrollment has maintained solid growth in enrollment over the years, with over 30 various high schools.

to these students as *Dual Credit* (DC) students while Arizona refers to them as *Dual Enrollment* (DE), both referring to the same population of students. Generally, the terms are almost always used interchangeably at NTU, since we have Dual Enrolled students from both states.



Dual Credit students participating in class work.

The State of New Mexico refers

### Pathways

A new endeavor NTU is participating in, is “Early College Academics” where Pathways are created for Dual Enrolled students so they may complete a degree with NTU by the time they graduate from high school. Currently, a certificate in Welding, Construction Technology, Industrial Maintenance Operation, Culinary Arts, Pre-Engineering and Computer Science are in place at the Bond Wilson Technical Center, Kirkland, New Mexico. (See Figure 1)

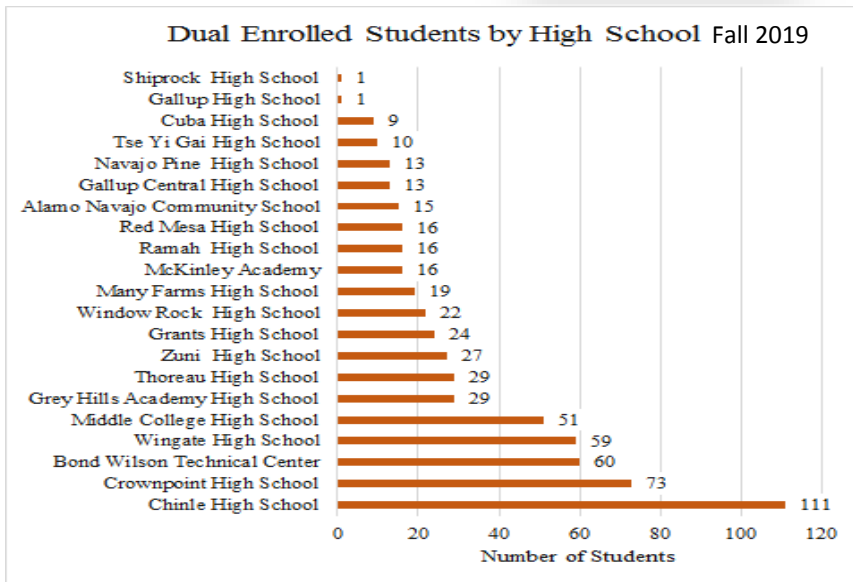


Figure 1



### Bond Wilson Technical Center NTU/CCSD Early College Academics

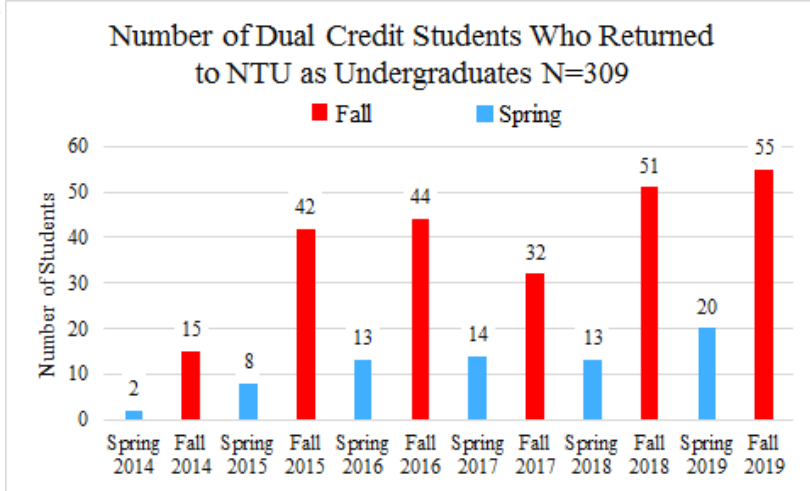


	Welding	Construction Technology	Industrial Maintenance-Op	Culinary Arts	Pre-Engineering	Computer Science
<b>10th Grade Y1</b>						
Semester 1	ENG 105: Technical Writing CMP 101: Intro to Computers HS Exploratory- Design and Planning	ENG 105: Technical Writing CMP 101: Intro to Computers HS Exploratory- Design and Planning	ENG 105: Technical Writing CMP 101: Intro to Computers HS Exploratory- Mining	ENG 105: Technical Writing CMP 101: Intro to Computers HS Exploratory- Unmanned Aircraft	Eng 110: Freshman Comp CMP 101: Intro to Computers HS Exploratory- Unmanned Aircraft	Eng 110: Freshman Comp CMP 101: Intro to Computers HS Exploratory- Unmanned Aircraft
Semester 2	MTH 113: Technical Math II CT 103: Intro to Craft Skills HS Exploratory- Mining	MTH 113: Technical Math II CT 103: Intro to Craft Skills HS Exploratory- Mining	MTH 113: Technical Math II ENGR 103: Intro to Engineering HS Exploratory- Design and Planning	MTH 113: Technical Math II CUL 103: Food Safety and Sanitation HS Exploratory- Design and Planning	MTH 118: Pre Algebra ENGR 103: Intro to Engineering HS Exploratory- Unmanned Aircraft	MTH 118: Pre Algebra ENGR 103: Intro to Engineering HS Exploratory- Aerospace
<b>11th Grade Y2</b>						
Semester 1	NAV 221: Navajo Government WLD 101: Fundamentals of Welding HS Exploratory- Aerospace	NAV 221: Navajo Government WLD 101: Fundamentals of Welding HS Exploratory- Unmanned Aircraft	NAV 221: Navajo Government WLD 101: Fundamentals of Welding HS Exploratory- Unmanned Aircraft	NAV 221: Navajo Government CKG 101: Professional Cooking Fishes HS Exploratory- Agriculture	NAV 221: Navajo Government IT 105: Intro to Programming HS Exploratory- Design and Planning	NAV 221: Navajo Government IT 105: Intro to Programming HS Exploratory- Unmanned Aircraft
Semester 2	WLD 115: Structural Welding I WLD 105: Pipe Welding I HS Exploratory- Unmanned Aircraft	CT 100: Residential Construction CT 102: Intro to Technical Drafting HS Exploratory- Aerospace	CHEM: Intro to Process Operations IND 101: Industrial Maintenance HS Exploratory- Aerospace	CUL 105: Nutrition CUL 201: Serv-Safe HS Internship I with Seminar	ENGR 130: Engn Graphics Modeling MTH 121: College Algebra HS Exploratory- Mining	MTH 121: College Algebra MTH 121: College Algebra HS Exploratory- Mining
<b>12th Grade Y3</b>						
Semester 1	WLD 125: Intro to Pipe Welding ENGR 145: Char. of Engn Materials HS Internship I with Seminar	CT 104: Concrete and Masonry CT 108: Residential Plumbing CT 109: Residential Electric	IND 102: Industrial Maintenance II HS Internship I with Seminar	CKG 112: Professional Internship BEG 100: Professional Baking Basics CUL 201: Management & Supervision HS Internship II with Seminar	ENGR 123: Computer Skills for Engn ENGR 145: Char. of Engn Materials HS Internship I with Seminar	CS 10: Computational Thinking CS 130: Intro to Programming II HS Internship I with Seminar
Semester 2	WLD 130: Pipe and Structural II WLD 130: Intro to OMAW/FCAW HS Internship II with Seminar	CT 100: Advanced Residential Const WLD 130: Intro to OMAW/FCAW HS Internship I with Seminar	HS Internship II with Seminar	ENGR 169: Probability and Statistics CUL 201: Management & Supervision HS Internship II with Seminar	ENGR 230: Advance Engn Graphics HS Internship II with Seminar	CS 115: Intro to Computer Org CS 125: Scripting HS Internship II with Seminar
<b>Total College Credits</b>	36	36	30	44	33	31
<b>Total HS Credits</b>	15	14.5	13	17	14	13.25



## Dual Enrollment to Undergrad at NTU

Figure 2



There are currently 309 previously enrolled Dual Credit (DC) students who have returned to Navajo Technical University to continue their higher educational attainment.

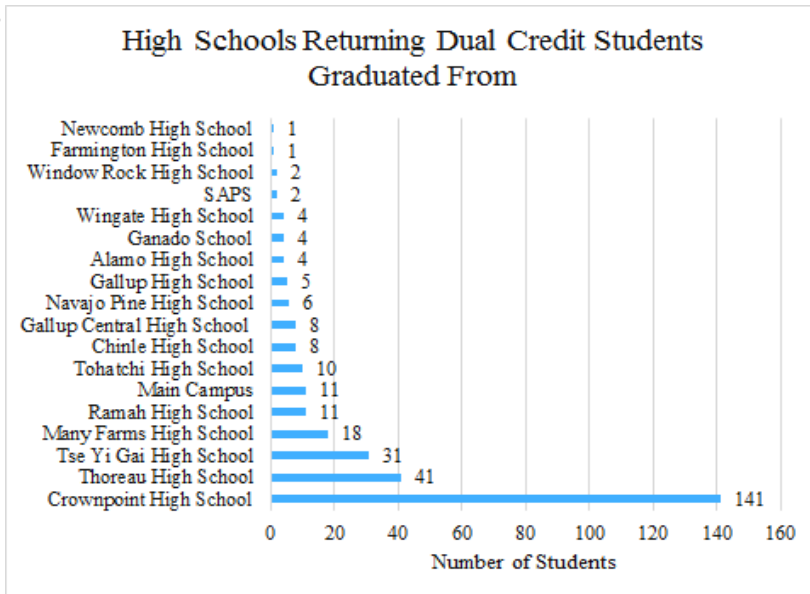
Since spring 2013 through fall 2019, DC students have been tracked internally to see if they have returned to NTU.

Previously enrolled DC students typically enrolled for 12 credits here at NTU.

Figure 2 demonstrates that returning DC students are increasing here at NTU.

Figure 3 represents which high schools these returning DC students have graduated from, while Figure 4 shows the majors they have selected at NTU.

Figure 3



Percentage of Dual Credit Students Who Return to NTU by Gender 2013- 2019

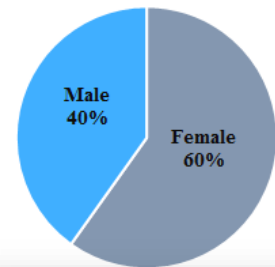
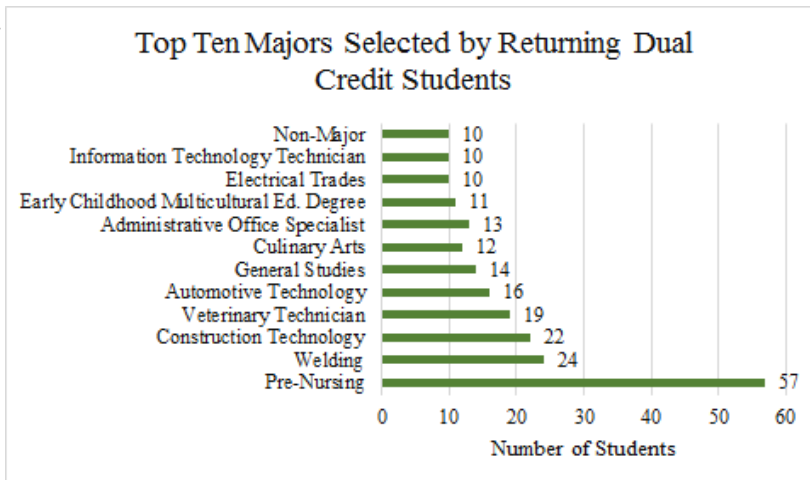



Figure 4



Dual Credit students in class at the NTU Library.



**For more information, please contact:**

Sheena Begay  
Office of Institutional Research & Reporting  
SUB #223  
(505) 786-4348  
[sheena.begay@navajotech.edu](mailto:sheena.begay@navajotech.edu)